

Amended Annual Budget

## **School District No. 08 (Kootenay Lake)**

June 30, 2016

# School District No. 08 (Kootenay Lake)

June 30, 2016

## Table of Contents

Bylaw .....	1
Amended Annual Budget - Revenue and Expense - Statement 2 .....	2
Amended Annual Budget - Changes in Net Financial Assets (Debt) - Statement 4 .....	4
Amended Annual Budget - Schedule of Changes in Accumulated Surplus (Deficit) by Fund - Schedule 1 .....	5
Amended Annual Budget - Operating Revenue and Expense - Schedule 2 .....	6
Schedule 2A - Amended Annual Budget - Schedule of Operating Revenue by Source .....	7
Schedule 2B - Amended Annual Budget - Schedule of Operating Expense by Source .....	8
Schedule 2C - Amended Annual Budget - Operating Expense by Function, Program and Object .....	9
Amended Annual Budget - Special Purpose Revenue and Expense - Schedule 3 .....	11
Schedule 3A - Amended Annual Budget - Changes in Special Purpose Funds .....	12
Amended Annual Budget - Capital Revenue and Expense - Schedule 4 .....	14

\*NOTE - Statement 1, Statement 3, Statement 5 and Schedules 4A - 4D are used for Financial Statement reporting only.

## AMENDED ANNUAL BUDGET BYLAW

A Bylaw of THE BOARD OF EDUCATION OF SCHOOL DISTRICT NO. 08 (KOOTENAY LAKE) (called the "Board") to adopt the Amended Annual Budget of the Board for the fiscal year 2015/2016 pursuant to section 113 of the *School Act*, R.S.B.C., 1996, c. 412 as amended from time to time (called the "Act").


1. Board has complied with the provisions of the Act respecting the Amended Annual Budget adopted by this bylaw.
2. This bylaw may be cited as School District No. 08 (Kootenay Lake) Amended Annual Budget Bylaw for fiscal year 2015/2016.
3. The attached Statement 2 showing the estimated revenue and expense for the 2015/2016 fiscal year and the total budget bylaw amount of \$60,449,072 for the 2015/2016 fiscal year was prepared in accordance with the *Act*.
4. Statement 2, 4 and Schedules 1 to 4 are adopted as the Amended Annual Budget of the Board for the fiscal year 2015/2016.


READ A FIRST TIME THE 23rd DAY OF FEBRUARY, 2016;

READ A SECOND TIME THE 23rd DAY OF FEBRUARY, 2016;


READ A THIRD TIME, PASSED AND ADOPTED THE 23rd DAY OF FEBRUARY, 2016;

(Corporate Seal)

  
Chairperson of the Board

  
Secretary Treasurer

I HEREBY CERTIFY this to be a true original of School District No. 08 (Kootenay Lake) Amended Annual Budget Bylaw 2015/2016, adopted by the Board the 23 DAY OF February, 2016.

  
Secretary Treasurer

# School District No. 08 (Kootenay Lake)

Statement 2

Amended Annual Budget - Revenue and Expense

Year Ended June 30, 2016

	2016 Amended Annual Budget	2015 Amended Annual Budget
<b>Ministry Operating Grant Funded FTE's</b>		
School-Age	4,703,740	4,862,280
Adult	3,625	
<b>Total Ministry Operating Grant Funded FTE's</b>	<u>4,707,365</u>	<u>4,862,280</u>
<b>Revenues</b>	<b>\$</b>	<b>\$</b>
Provincial Grants		
Ministry of Education	50,649,857	49,057,405
Other	125,830	125,613
Tuition	1,379,841	1,404,890
Other Revenue	3,023,652	3,060,358
Rentals and Leases	117,742	164,049
Investment Income	77,258	97,258
Amortization of Deferred Capital Revenue	2,595,272	2,532,816
<b>Total Revenue</b>	<u>57,969,452</u>	<u>56,442,389</u>
<b>Expenses</b>		
Instruction	44,264,578	43,793,647
District Administration	2,432,262	2,158,311
Operations and Maintenance	10,968,775	10,271,678
Transportation and Housing	2,359,022	2,370,965
<b>Total Expense</b>	<u>60,024,637</u>	<u>58,594,601</u>
<b>Net Revenue (Expense)</b>	<u>(2,055,185)</u>	<u>(2,152,212)</u>
<b>Budgeted Allocation (Retirement) of Surplus (Deficit)</b>	1,726,108	1,797,090
<b>Budgeted Surplus (Deficit), for the year</b>	<u>(329,077)</u>	<u>(355,122)</u>
<b>Budgeted Surplus (Deficit), for the year comprised of:</b>		
Operating Fund Surplus (Deficit)		
Special Purpose Fund Surplus (Deficit)		
Capital Fund Surplus (Deficit)	(329,077)	(355,122)
<b>Budgeted Surplus (Deficit), for the year</b>	<u>(329,077)</u>	<u>(355,122)</u>

# School District No. 08 (Kootenay Lake)


Statement 2

Amended Annual Budget - Revenue and Expense

Year Ended June 30, 2016

	2016 Amended Annual Budget	2015 Amended Annual Budget
<b>Budget Bylaw Amount</b>		
Operating - Total Expense	51,821,271	50,652,376
Operating - Tangible Capital Assets Purchased	300,000	171,569
Special Purpose Funds - Total Expense	4,853,582	4,686,025
Special Purpose Funds - Tangible Capital Assets Purchased	124,435	195,693
Capital Fund - Total Expense	3,349,784	3,256,200
<b>Total Budget Bylaw Amount</b>	<b>60,449,072</b>	<b>58,961,863</b>

**Approved by the Board**

	February 24, 2016
Signature of the Chairperson of the Board of Education <b>Jeff Jones</b> <small>Digitally signed by Jeff Jones DN: cn=Jeff Jones, o=SD8 (Kootenay Lake), ou, email=jjones@sd8.bc.ca, c=CA Date: 2016.02.24 08:38:51 -08'00'</small>	Date Signed February 24, 2016
Signature of the Superintendent <b>Kim Morris</b> <small>Digitally signed by Kim Morris DN: cn=Kim Morris, o=Board of Education of School District No. 8 (Kootenay Lake), ou=Finance, email=kmorris@sd8.bc.ca, c=CA Date: 2016.02.24 07:27:47 -08'00'</small>	Date Signed February 24, 2016
Signature of the Secretary Treasurer	Date Signed

# School District No. 08 (Kootenay Lake)

Statement 4

Amended Annual Budget - Changes in Net Financial Assets (Debt)  
Year Ended June 30, 2016

	2016 Amended Annual Budget	2015 Amended Annual Budget
	\$	\$
<b>Surplus (Deficit) for the year</b>	<u>(2,055,185)</u>	<u>(2,152,212)</u>
<b>Effect of change in Tangible Capital Assets</b>		
Acquisition of Tangible Capital Assets		
From Operating and Special Purpose Funds	(424,435)	(367,262)
From Deferred Capital Revenue	<u>(1,801,986)</u>	<u>(1,681,804)</u>
<b>Total Acquisition of Tangible Capital Assets</b>	<u>(2,226,421)</u>	<u>(2,049,066)</u>
Amortization of Tangible Capital Assets	<u>3,349,784</u>	<u>3,256,200</u>
<b>Total Effect of change in Tangible Capital Assets</b>	<u>1,123,363</u>	<u>1,207,134</u>
	<u>-</u>	<u>-</u>
<b>(Increase) Decrease in Net Financial Assets (Debt)</b>	<u>(931,822)</u>	<u>(945,078)</u>

# School District No. 08 (Kootenay Lake)

Schedule 1

Amended Annual Budget - Schedule of Changes in Accumulated Surplus (Deficit) by Fund  
Year Ended June 30, 2016

	Operating Fund	Special Purpose Fund	Capital Fund	2016 Amended Annual Budget
	\$	\$	\$	\$
<b>Accumulated Surplus (Deficit), beginning of year</b>	2,302,905	2,445,313	50,264,634	55,012,852
<b>Changes for the year</b>				
Net Revenue (Expense) for the year	(1,426,108)	124,435	(753,512)	(2,055,185)
Interfund Transfers				
Tangible Capital Assets Purchased	(300,000)	(124,435)	424,435	-
<b>Net Changes for the year</b>	<u>(1,726,108)</u>	<u>-</u>	<u>(329,077)</u>	<u>(2,055,185)</u>
<b>Budgeted Accumulated Surplus (Deficit), end of year</b>	<u>576,797</u>	<u>2,445,313</u>	<u>49,935,557</u>	<u>52,957,667</u>

# School District No. 08 (Kootenay Lake)

Schedule 2

Amended Annual Budget - Operating Revenue and Expense  
Year Ended June 30, 2016

	2016 Amended Annual Budget	2015 Amended Annual Budget
	\$	\$
<b>Revenues</b>		
Provincial Grants		
Ministry of Education	48,241,840	46,862,720
Other	125,830	125,613
Tuition	1,379,841	1,404,890
Other Revenue	453,652	490,358
Rentals and Leases	117,742	164,049
Investment Income	76,258	96,258
<b>Total Revenue</b>	<b>50,395,163</b>	<b>49,143,888</b>
<b>Expenses</b>		
Instruction	39,814,566	39,142,622
District Administration	2,332,079	2,123,311
Operations and Maintenance	7,315,604	7,015,478
Transportation and Housing	2,359,022	2,370,965
<b>Total Expense</b>	<b>51,821,271</b>	<b>50,652,376</b>
<b>Net Revenue (Expense)</b>	<b>(1,426,108)</b>	<b>(1,508,488)</b>
<b>Budgeted Prior Year Surplus Appropriation</b>	<b>1,726,108</b>	<b>1,797,090</b>
<b>Net Transfers (to) from other funds</b>		
Tangible Capital Assets Purchased	(300,000)	(171,569)
Other		(117,033)
<b>Total Net Transfers</b>	<b>(300,000)</b>	<b>(288,602)</b>
<b>Budgeted Surplus (Deficit), for the year</b>	<b>-</b>	<b>-</b>



# School District No. 08 (Kootenay Lake)

Schedule 2A

Amended Annual Budget - Schedule of Operating Revenue by Source  
Year Ended June 30, 2016

	2016 Amended Annual Budget	2015 Amended Annual Budget
	\$	\$
<b>Provincial Grants - Ministry of Education</b>		
Operating Grant, Ministry of Education	47,939,034	47,260,703
AANDC/LEA Recovery	(193,769)	(204,000)
Strike Savings Recovery		(1,522,791)
Other Ministry of Education Grants		
Pay Equity	300,996	300,996
Labour Settlement Funding		754,070
Funding for Graduated Adults	76,000	76,000
Carbon Tax Reimbursement	76,000	76,000
FSA & Exam Marking	8,696	8,696
2010-2011 Audit Recovery Over-Clawback		113,046
Curriculum Support Grant	9,700	
Economic Stability Grant	25,183	
<b>Total Provincial Grants - Ministry of Education</b>	<b>48,241,840</b>	<b>46,862,720</b>
<b>Provincial Grants - Other</b>	<b>125,830</b>	<b>125,613</b>
<b>Tuition</b>		
Offshore Tuition Fees	1,349,841	1,404,890
Correspondence Course Fees	30,000	
<b>Total Tuition</b>	<b>1,379,841</b>	<b>1,404,890</b>
<b>Other Revenues</b>		
Other School District/Education Authorities	-	
LEA/Direct Funding from First Nations	193,769	204,000
Miscellaneous		
Private School Bussing	47,000	43,000
Out of Catchment Bussing Fees		29,200
Cultural Grant	3,800	10,500
Industry Training Authority	70,000	50,000
Columbia Basin Trust Grants	16,600	4,663
DASH/ASSAI Grant	50,000	50,000
Other	72,483	98,995
<b>Total Other Revenue</b>	<b>453,652</b>	<b>490,358</b>
<b>Rentals and Leases</b>	<b>117,742</b>	<b>164,049</b>
<b>Investment Income</b>	<b>76,258</b>	<b>96,258</b>
<b>Total Operating Revenue</b>	<b>50,395,163</b>	<b>49,143,888</b>

# School District No. 08 (Kootenay Lake)

Schedule 2B

Amended Annual Budget - Schedule of Operating Expense by Source  
Year Ended June 30, 2016

	2016 Amended Annual Budget	2015 Amended Annual Budget
	\$	\$
<b>Salaries</b>		
Teachers	19,258,118	18,456,735
Principals and Vice Principals	3,213,995	2,876,528
Educational Assistants	3,110,435	2,974,813
Support Staff	6,175,308	5,968,181
Other Professionals	1,286,212	1,234,261
Substitutes	1,505,773	1,375,946
<b>Total Salaries</b>	<b>34,549,841</b>	<b>32,886,464</b>
<b>Employee Benefits</b>	<b>9,397,196</b>	<b>9,245,866</b>
<b>Total Salaries and Benefits</b>	<b>43,947,037</b>	<b>42,132,330</b>
<b>Services and Supplies</b>		
Services	1,077,853	927,651
Student Transportation	30,000	30,000
Professional Development and Travel	1,304,402	1,083,976
Rentals and Leases	156,307	161,002
Dues and Fees	256,455	236,072
Insurance	161,700	191,100
Interest	100	-
Supplies	3,406,498	4,498,771
Utilities	1,480,919	1,391,474
<b>Total Services and Supplies</b>	<b>7,874,234</b>	<b>8,520,046</b>
<b>Total Operating Expense</b>	<b>51,821,271</b>	<b>50,652,376</b>

# School District No. 08 (Kootenay Lake)

Amended Annual Budget - Operating Expense by Function, Program and Object  
Year Ended June 30, 2016

	Teachers Salaries	Principals and Vice Principals Salaries	Educational Assistants Salaries	Support Staff Salaries	Other Professionals Salaries	Substitutes Salaries	Total Salaries
	\$	\$	\$	\$	\$	\$	\$
<b>1 Instruction</b>							
1.02 Regular Instruction	16,278,789	608,409	181,367	234,472		892,706	18,195,743
1.03 Career Programs	48,919	5,588				3,000	57,507
1.07 Library Services	142,447	76,160		108,425		-	327,032
1.08 Counselling	417,929	82,457				-	500,386
1.10 Special Education	1,950,292	71,593	2,677,900	64,663	130,118	221,007	5,115,573
1.30 English Language Learning	24,257	7,980	10,636				42,873
1.31 Aboriginal Education	185,652	59,212	208,631		24,309	7,033	484,837
1.41 School Administration		2,111,222		987,301		77,254	3,175,777
1.62 Off Shore Students	209,833	92,018	31,901	52,225		1,000	386,977
1.64 Other							-
<b>Total Function 1</b>	<b>19,258,118</b>	<b>3,114,639</b>	<b>3,110,435</b>	<b>1,447,086</b>	<b>154,427</b>	<b>1,202,000</b>	<b>28,286,705</b>
<b>4 District Administration</b>							
4.11 Educational Administration		88,284			364,440		452,724
4.40 School District Governance		-			100,369		100,369
4.41 Business Administration		11,072		267,870	459,931		738,873
<b>Total Function 4</b>	<b>-</b>	<b>99,356</b>	<b>-</b>	<b>267,870</b>	<b>924,740</b>	<b>-</b>	<b>1,291,966</b>
<b>5 Operations and Maintenance</b>							
5.41 Operations and Maintenance Administration				65,073	194,162	3,673	262,908
5.50 Maintenance Operations				3,111,306		143,252	3,254,558
5.52 Maintenance of Grounds				132,983		24,964	157,947
5.56 Utilities							-
<b>Total Function 5</b>	<b>-</b>	<b>-</b>	<b>-</b>	<b>3,309,362</b>	<b>194,162</b>	<b>171,889</b>	<b>3,675,413</b>
<b>7 Transportation and Housing</b>							
7.41 Transportation and Housing Administration				26,403	12,883		39,286
7.70 Student Transportation				1,124,587		131,884	1,256,471
<b>Total Function 7</b>	<b>-</b>	<b>-</b>	<b>-</b>	<b>1,150,990</b>	<b>12,883</b>	<b>131,884</b>	<b>1,295,757</b>
<b>9 Debt Services</b>							
<b>Total Function 9</b>	<b>-</b>	<b>-</b>	<b>-</b>	<b>-</b>	<b>-</b>	<b>-</b>	<b>-</b>
<b>Total Functions 1 - 9</b>	<b>19,258,118</b>	<b>3,213,995</b>	<b>3,110,435</b>	<b>6,175,308</b>	<b>1,286,212</b>	<b>1,505,773</b>	<b>34,549,841</b>

**School District No. 08 (Kootenay Lake)**  
 Amended Annual Budget - Operating Expense by Function, Program and Object  
 Year Ended June 30, 2016

	Total Salaries	Employee Benefits	Total Salaries and Benefits	Services and Supplies	2016 Amended Annual Budget	2015 Amended Annual Budget
	\$	\$	\$	\$	\$	\$
<b>1 Instruction</b>						
1.02 Regular Instruction	18,195,743	4,859,711	23,055,454	1,881,568	24,937,022	24,503,526
1.03 Career Programs	57,507	22,027	79,534	8,593	88,127	139,831
1.07 Library Services	327,032	156,195	483,227	49,405	532,632	485,110
1.08 Counselling	500,386	131,622	632,008	729	632,737	664,277
1.10 Special Education	5,115,573	1,455,955	6,571,528	321,353	6,892,881	7,015,925
1.30 English Language Learning	42,873	13,965	56,838	8,822	65,660	52,792
1.31 Aboriginal Education	484,837	156,808	641,645	493,447	1,135,092	969,884
1.41 School Administration	3,175,777	871,935	4,047,712	163,152	4,210,864	3,776,574
1.62 Off Shore Students	386,977	57,659	444,636	804,487	1,249,123	1,455,943
1.64 Other	-	-	-	70,428	70,428	78,760
<b>Total Function 1</b>	<b>28,286,705</b>	<b>7,725,877</b>	<b>36,012,582</b>	<b>3,801,984</b>	<b>39,814,566</b>	<b>39,142,622</b>
<b>4 District Administration</b>						
4.11 Educational Administration	452,724	95,841	548,565	116,647	665,212	509,124
4.40 School District Governance	100,369	1,576	101,945	86,450	188,395	225,782
4.41 Business Administration	738,873	187,078	925,951	552,521	1,478,472	1,388,405
<b>Total Function 4</b>	<b>1,291,966</b>	<b>284,495</b>	<b>1,576,461</b>	<b>755,618</b>	<b>2,332,079</b>	<b>2,123,311</b>
<b>5 Operations and Maintenance</b>						
5.41 Operations and Maintenance Administration	262,908	46,382	309,290	278,687	587,977	594,396
5.50 Maintenance Operations	3,254,558	876,755	4,131,313	848,326	4,979,639	4,738,933
5.52 Maintenance of Grounds	157,947	46,622	204,569	62,500	267,069	290,675
5.56 Utilities	-	-	-	1,480,919	1,480,919	1,391,474
<b>Total Function 5</b>	<b>3,675,413</b>	<b>969,759</b>	<b>4,645,172</b>	<b>2,670,432</b>	<b>7,315,604</b>	<b>7,015,478</b>
<b>7 Transportation and Housing</b>						
7.41 Transportation and Housing Administration	39,286	11,354	50,640	5,200	55,840	55,984
7.70 Student Transportation	1,256,471	405,711	1,662,182	641,000	2,303,182	2,314,981
<b>Total Function 7</b>	<b>1,295,757</b>	<b>417,065</b>	<b>1,712,822</b>	<b>646,200</b>	<b>2,359,022</b>	<b>2,370,965</b>
<b>9 Debt Services</b>						
<b>Total Function 9</b>	<b>-</b>	<b>-</b>	<b>-</b>	<b>-</b>	<b>-</b>	<b>-</b>
<b>Total Functions 1 - 9</b>	<b>34,549,841</b>	<b>9,397,196</b>	<b>43,947,037</b>	<b>7,874,234</b>	<b>51,821,271</b>	<b>50,652,376</b>

# School District No. 08 (Kootenay Lake)

Schedule 3

Amended Annual Budget - Special Purpose Revenue and Expense  
Year Ended June 30, 2016

	<u>2016 Amended Annual Budget</u>	<u>2015 Amended Annual Budget</u>
	\$	\$
<b>Revenues</b>		
Provincial Grants		
Ministry of Education	2,408,017	2,194,685
Other Revenue	2,570,000	2,570,000
<b>Total Revenue</b>	<u>4,978,017</u>	<u>4,764,685</u>
<b>Expenses</b>		
Instruction	4,450,012	4,651,025
District Administration	100,183	35,000
Operations and Maintenance	303,387	-
<b>Total Expense</b>	<u>4,853,582</u>	<u>4,686,025</u>
<b>Net Revenue (Expense)</b>	<u>124,435</u>	<u>78,660</u>
<b>Net Transfers (to) from other funds</b>		
Tangible Capital Assets Purchased	(124,435)	(195,693)
Other		117,033
<b>Total Net Transfers</b>	<u>(124,435)</u>	<u>(78,660)</u>
<b>Budgeted Surplus (Deficit), for the year</b>	<u>-</u>	<u>-</u>

**School District No. 08 (Kootenay Lake)**  
 Amended Annual Budget - Changes in Special Purpose Funds  
 Year Ended June 30, 2016

	Annual Facility Grant	Learning Improvement Fund	Special Education Equipment	Scholarships and Bursaries	School Generated Funds	Strong Start	Ready, Set, Learn	OLEP	CommunityLINK
	\$	\$	\$	\$	\$	\$	\$	\$	\$
<b>Deferred Revenue, beginning of year</b>	592	-	8,082	621,075	1,597,095	28,392	38,062	13,372	86,959
<b>Add:</b> Restricted Grants	303,387	1,012,012	9,800	20,000	2,500,000	160,000	53,900	89,542	581,208
Provincial Grants - Ministry of Education									
Other				20,000	8,000				
Investment Income									
<b>Less:</b> Allocated to Revenue	303,387	1,012,012	11,000	35,000	2,500,000	188,392	91,962	102,914	668,167
<b>Deferred Revenue, end of year</b>	592	-	6,882	606,075	1,605,095	-	-	-	-
<b>Revenues</b>	303,387	1,012,012	11,000	35,000	2,500,000	188,392	91,962	102,914	668,167
Provincial Grants - Ministry of Education									
Other Revenue	303,387	1,012,012	11,000	35,000	2,500,000	188,392	91,962	102,914	668,167
<b>Expenses</b>									
Salaries									
Teachers		642,496							
Principals and Vice Principals						6,000		17,908	
Educational Assistants		150,161						16,693	117,739
Support Staff						5,000			6,090
Other Professionals									
Substitutes									15,000
Employee Benefits		792,657				11,000		34,601	138,829
Services and Supplies	178,952	219,355	11,000	35,000	2,500,000	4,000	5,807	43,080	486,258
Tangible Capital Assets Purchased	178,952	1,012,012	11,000	35,000	2,500,000	173,392	91,962	62,506	668,167
<b>Net Revenue (Expense) before Interfund Transfers</b>	124,435	-	-	-	-	-	-	-	-
<b>Interfund Transfers</b>	(124,435)								
Tangible Capital Assets Purchased	(124,435)								
<b>Net Revenue (Expense)</b>	-	-	-	-	-	-	-	-	-

**School District No. 08 (Kootenay Lake)**  
 Amended Annual Budget - Changes in Special Purpose Funds  
 Year Ended June 30, 2016

	Service Delivery Transformation	Donations	TOTAL
Deferred Revenue, beginning of year	\$ 30,183	\$ 12,805	\$ 2,436,617
<b>Add: Restricted Grants</b>			
Provincial Grants - Ministry of Education	-	35,000	2,209,849
Other	-	-	2,555,000
Investment Income	-	35,000	8,000
			4,772,849
Less: Allocated to Revenue	30,183	35,000	4,978,017
<b>Deferred Revenue, end of year</b>	<b>-</b>	<b>12,805</b>	<b>2,231,449</b>
<b>Revenues</b>			
Provincial Grants - Ministry of Education	30,183		2,408,017
Other Revenue		35,000	2,570,000
	30,183	35,000	4,978,017
<b>Expenses</b>			
Salaries			
Teachers			642,496
Principals and Vice Principals			23,908
Educational Assistants			284,593
Support Staff			11,090
Other Professionals	25,039		25,039
Substitutes	25,039		15,000
		-	1,002,126
Employee Benefits	5,144		277,386
Services and Supplies		35,000	3,574,070
	30,183	35,000	4,853,582
<b>Net Revenue (Expense) before Interfund Transfers</b>	<b>-</b>	<b>-</b>	<b>124,435</b>
<b>Interfund Transfers</b>			
Tangible Capital Assets Purchased			(124,435)
	-	-	(124,435)
<b>Net Revenue (Expense)</b>	<b>-</b>	<b>-</b>	<b>-</b>

# School District No. 08 (Kootenay Lake)

Schedule 4

Amended Annual Budget - Capital Revenue and Expense

Year Ended June 30, 2016

	2016 Amended Annual Budget			2015 Amended Annual Budget
	Invested in Tangible Capital Assets	Local Capital	Fund Balance	
	\$	\$	\$	\$
<b>Revenues</b>				
Provincial Grants				
Investment Income		1,000	1,000	1,000
Amortization of Deferred Capital Revenue	2,595,272		2,595,272	2,532,816
<b>Total Revenue</b>	<b>2,595,272</b>	<b>1,000</b>	<b>2,596,272</b>	<b>2,533,816</b>
<b>Expenses</b>				
Amortization of Tangible Capital Assets				
Operations and Maintenance	3,349,784		3,349,784	3,256,200
<b>Total Expense</b>	<b>3,349,784</b>	<b>-</b>	<b>3,349,784</b>	<b>3,256,200</b>
<b>Net Revenue (Expense)</b>	<b>(754,512)</b>	<b>1,000</b>	<b>(753,512)</b>	<b>(722,384)</b>
<b>Net Transfers (to) from other funds</b>				
Tangible Capital Assets Purchased	424,435		424,435	367,262
<b>Total Net Transfers</b>	<b>424,435</b>	<b>-</b>	<b>424,435</b>	<b>367,262</b>
<b>Other Adjustments to Fund Balances</b>				
<b>Total Other Adjustments to Fund Balances</b>	<b>-</b>	<b>-</b>	<b>-</b>	
<b>Budgeted Surplus (Deficit), for the year</b>	<b>(330,077)</b>	<b>1,000</b>	<b>(329,077)</b>	<b>(355,122)</b>