



School District 8
Kootenay Lake



2021 Long-Range Facilities Plan Updated March 2021

Draft March 9, 2021

www.sd8.bc.ca

Table of Contents

- 1. INTRODUCTION**
 - 1.1. Long-Range Facilities Plan Purpose and Use
 - 1.2. Families of Schools Approach to Facilities Planning
 - 1.3. Geography of Kootenay Lake School District
 - 1.4. Educational Programming
 - 1.5. Facilities Plan Process & Consultation
 - 1.6. Previous Planning Studies
- 2. EDUCATIONAL CONSIDERATIONS**
 - 2.1. Grade configuration considerations
 - 2.2. Transition considerations
- 3. ENROLMENT PROJECTIONS**
 - 3.1. Data Sources
 - 3.2. Methodology
- 4. DISTRICT BASELINE FACILITIES USAGE**
 - 4.1. District Enrolment Context (Projected Enrolment, Births, Net Migration)
 - 4.1.1. Current & Future-years Enrolment by Program
 - 4.1.2. Births
 - 4.1.3. Net Migration
 - 4.1.4. Capture Rates
 - 4.2. District Facilities & Utilization
 - 4.2.1. Introduction to Facilities Condition Assessments
 - 4.2.2. Introduction to Capacity Utilization
 - 4.2.3. Provincial Facilities Conditions vs. District Facilities Conditions
 - 4.2.4. Baseline Condition of District Facilities
 - 4.3. Transportation of Students to District Facilities
 - 4.4. Additional Facilities Uses
 - 4.4.1. Outdoor Classrooms
 - 4.4.2. Indigenous Education Learning Environments
 - 4.4.3. Strong Start Programs
 - 4.4.4. Community Uses
 - 4.5. Playgrounds
- 5. EMERGING FACILITY PLANS FOR EACH FAMILY OF SCHOOLS**
 - 5.1. Creston Family - Emerging Plan
 - 5.2. Crawford Bay - Emerging Plan
 - 5.3. Kaslo Family - Emerging Plan
 - 5.4. Nelson Family - Emerging Plan
 - 5.5. Salmo Family - Emerging Plan
 - 5.6. Slocan Valley Family - Emerging Plan

Table of Contents (Continued)

APPENDIXES

- A. Definitions
- B. Provincial Population Trends
- C. Transportation Routes in each Family of Schools
- D. Major Capital Projects Listing
 - D.1 2020-2021 Capital Intake Summary
 - D.2 2021-2022 Capital Intake Summary
- E. Properties Under Consideration for Sale
- F. Families of Schools Facilities Information:
 - F. 1 Crawford Bay Family of Schools
 - F.1.1 Family of Schools FCI, Utilization & Deferred Maintenance Summary
 - F.1.2 Schools Facilities Information Summaries
 - F.1.3 Student Population & Enrolment Projections by School
 - F.1.4 Participation Rates
 - F.1.5 Enrolment by Catchment for Each School
 - F.1.6 Family of Schools Surveys & Feedback
 - F.2 Creston Family of Schools
 - F.2.1 Facilities Listing, Student Enrolment & Capacity Utilization Detail
 - F.2.2 Family of Schools FCI, Utilization & Deferred Maintenance Summary
 - F.2.3 Schools Facilities Information Summaries
 - F.2.4 Student Population & Enrolment Projections by School
 - F.2.5 Participation Rates
 - F.2.6 Enrolment by Catchment for Each School
 - F.2.7 Surveys & Feedback
 - F.3 Kaslo Family of Schools
 - F.3.1 Facilities Listing, Student Enrolment & Capacity Utilization Detail
 - F.3.2 Family of Schools FCI, Utilization & Deferred Maintenance Summary
 - F.3.3 Schools Facilities Information Summaries
 - F.3.4 Student Population & Enrolment Projections by School
 - F.3.5 Enrolment by Catchment for Each School
 - F.3.6 Surveys & Feedback
 - F.4 Nelson Family of Schools
 - F.4.1 Facilities Listing, Student Enrolment & Capacity Utilization Detail
 - F.4.2 Family of Schools FCI, Utilization & Deferred Maintenance Summary
 - F.4.3 Schools Facilities Information Summaries
 - F.4.4 Student Population & Enrolment Projections by School
 - F.4.5 Enrolment by Catchment for Each School
 - F.4.6 Surveys & Feedback

Table of Contents (Continued)

APPENDIXES (Continued)

F.5 Salmo Family of Schools

F.5.1 Facilities Listing, Student Enrolment & Capacity Utilization Detail

F.5.2 Family of Schools FCI, Utilization & Deferred Maintenance Summary

F.5.3 Schools Facilities Information Summaries

F.5.4 Student Population & Enrolment Projections by School

F.5.5 Participation Rates

F.5.6 Enrolment by Catchment for Each School

F.5.7 Surveys & Feedback

F.6 Slocan Valley Family of Schools

F.6.1 Facilities Listing, Student Enrolment & Capacity Utilization Detail

F.6.2 Family of Schools FCI, Utilization & Deferred Maintenance Summary

F.6.3 Schools Facilities Information Summaries

F.6.4 Student Population & Enrolment Projections by School

F.6.5 Participation Rates

F.6.6 Enrolment by Catchment for Each School

F.6.7 Surveys & Feedback

DRAFT

1. INTRODUCTION

1.1 Long-Range Facilities Plan Purpose & Use

School District No. 8 (Kootenay Lake) has prepared this Long-Range Facility Plan (LRFP) to guide its future decision-making and outline how it will manage its school facilities for the next decade. This LRFP lays out various strategies regarding its inventory of capital assets, primarily to support changes in student enrolment and to help the District to deliver its educational programs at the highest possible standard.



This LRFP has also been created to provide the critical context for discussions with the Ministry of Education and to provide a consistent organized approach to capital priorities in support of the District’s Annual Five-Year Capital Plans.

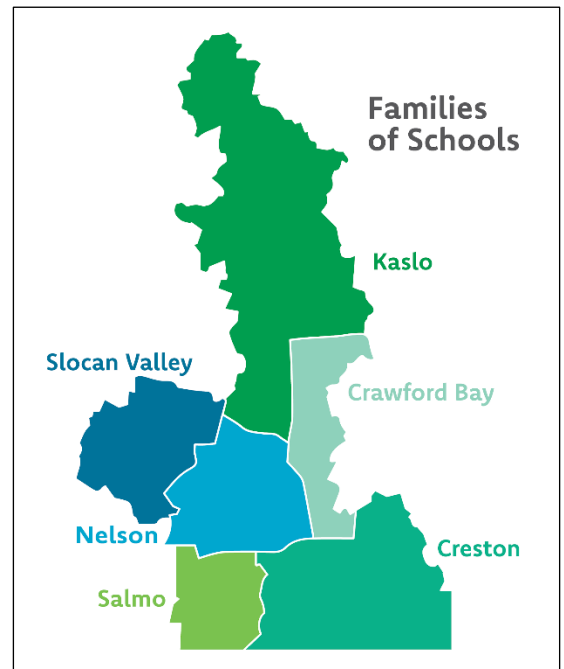
The goal of this LRFP is to create the best possible Learning Environments for our students and staff factoring in: District facilities, enrolment projections, educational program requirements, and the diverse community needs and aspirations throughout our Families of Schools.

1.2 Families of Schools

The District’s approach to facilities planning started with an analysis of the facilities requirements in each of its six Families of Schools, looking at each school’s education program requirements, operating capacities, and the current condition of existing facilities.

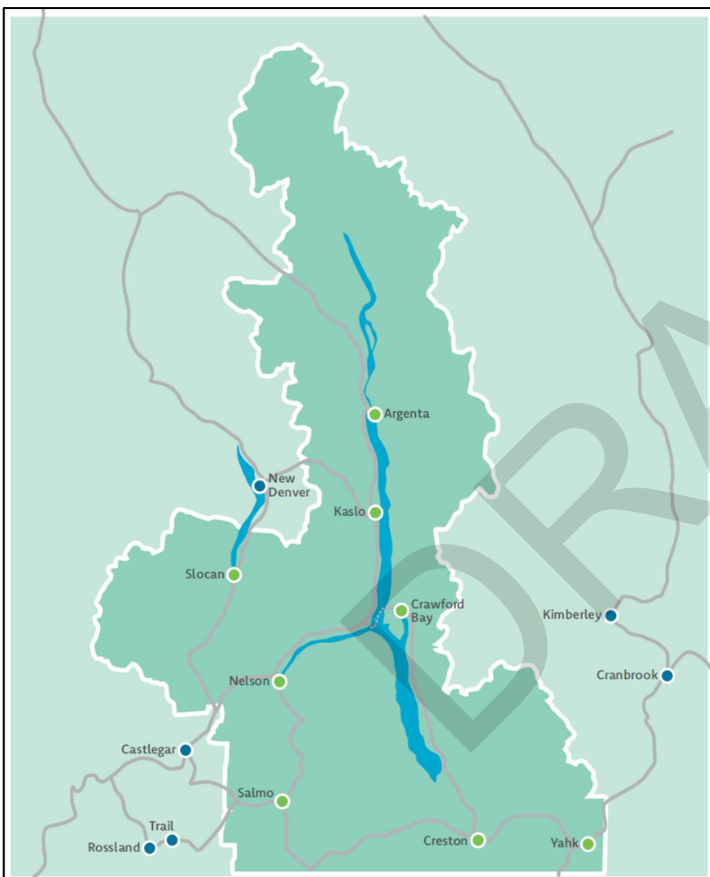
The District’s Families of Schools each represent a unique geographic area where, due to proximity, cross-enrolment trends amongst schools are a factor, and facilities Capacity Utilization can be looked at regionally for the purposes of facilities planning.

This LRFP is designed to provide a range of facilities options to allow the Board of Education to make decisions that create the best possible learning environments at every school, in each of our Families of Schools, in the face of evolving educational program requirements and fluctuating student enrolment.



1.3 Geography of Kootenay Lake School District

Located in the southern interior of British Columbia, Canada, School District 8 - Kootenay Lake serves a number of individual and diverse communities including Crawford Bay, Creston, Kaslo, Meadow Creek, Nelson, Salmo, Slocan, South Slocan, Winlaw, Wynndel, Yahk and the surrounding rural areas, within a large geographic area consisting of two time zones.



There are many unique challenges faced in delivering educational services throughout the District, resulting from its geography and the diversity of communities, in and around the lake and rivers of the Columbia Basin, and the highest highway pass in the province (Kootenay Pass).

The District has a range of quasi-urban schools to rural/remote schools, and a variety of school configurations to best deliver innovative and excellent educational services to its students.

1.4 Educational Programming

School District No. 8 offers a range of educational opportunities for students to learn in classroom environments, and opportunities designed to take advantage of the District's proximity to a bounty of wilderness that comprises the majority of our District and surrounds our communities.



All District schools have outdoor classroom spaces (see Section 4.5.1), and our teachers are encouraged to take their students outside at least one day per week.

Through programs connected to the local environment, we support the empowerment our students to take thoughtful action.

The following are some of the unique, additional programs offered in the District, each of which has its own Facilities requirements:

Indigenous Education

Indigenous Education in School District 8 - Kootenay Lake is designed to support the success of all Indigenous students: First Nations (status and non-status), Metis, and Inuit students who self-identify. Designed in consultation with parents, guardians, Elders, students, staff and the traditional territories, services may include Indigenous language and culture and/or academic support.



Academy PM (Performance and Media)

Academy PM is a specialized first of its kind, high school program at Mt. Sentinel Secondary School which is offering students opportunities to work in project-based cross curricular learning environments with the goal of preparing them for a career in the world of media production and design.

Early Learning Programs

Support for our youngest learners is critical to success. A variety of programs are in place to ensure the success of our early learners:

Primary Program

For our K to Grade 3s, each school offers a unique configuration to meet the needs of their children and community. Our primary learning environments are exciting places to be - creative, enthusiastic children and professional, caring adults working together to develop a love for learning. We focus on well-being and belonging, exploration and creativity, social responsibility and diversity, and foundational skills in literacy and numeracy.

Ready Set Learn

An opportunity for three to five-year olds and their families to connect with their neighbourhood school and access early learning resources available in their communities.



Read by Grade 3

Direct literacy support for learners in our primary program.

StrongStart

A drop-in program for children aged 0-5 and their parent/caregiver.

Full day Kindergarten

A play-based learning environment offering a rich program for the first year of school for our children.

French Immersion

French Immersion is a vibrant program of choice for students in Grades 6-12. Offered in Trafalgar Middle School and LV Rogers Secondary, students who complete the program graduate with a dual Dogwood diploma - English and French.

Students enter Grade 6 with a minimal level of French and through a structured emphasis on oral and written language they develop proficiency in both French and English opening up doors to travel, work and higher education throughout the world. French Immersion students are encouraged to stay in the program through to Grade 12 in order to attain a high degree of fluency and partake fully in the immersion experience.

Homelinks

Homelinks provides a personalized program to meet your child's academic and developmental needs - a fully accredited academic program from K to 12. The program provides for flexibility that allows for travel, learning passions, ongoing communication: newsletters, emails, phone calls, texts, PAC meetings, assessments & reporting. Instructional Friday morning activities/tutorials/field trips are integrated into the program.

International Education

Our International Program welcomes students from all over the world, offering an excellent education for our international students while expanding the worldview and global perspective of local learners.

We also offer the Global Intercultural Certificate Program, which is targeted to secondary learners. This certification focuses on understanding others through reflection on cultural identity, values, behaviours and assumptions that impact our intercultural interactions.

Outdoor Education Programs

Adventure, Tourism Leadership & Safety (ATLAS)

ATLAS is an exciting career prep program designed for students who have a strong personal interest in adventure recreation. ATLAS is a practical, hands-on course taught almost exclusively away from the school, in outdoor settings in a variety of seasons.

Outdoor Environmental Leadership Program

Offered at W.E. Graham, the OELP program works to foster leadership in an outdoor environment. This is a great program for students who have an interest in outdoor / environmental activities as well as it being a perfect stepping stone to the Valhalla Wilderness Program. The program will challenge students to discover new personal limits, while providing an opportunity to develop an ecological awareness of our natural environment.



Valhalla Wilderness Program

The VWP introduces the students to technical skills, safety and decision making, and knowledge of the natural world that can provide the basic skills from which interested individuals may pursue further recreation, education and potentially a career in the rapidly expanding field of wilderness management and outdoor recreation.

YETI Outdoor Program

The YETI Outdoor program is open to any Grade 10-12 student who is currently enrolled in a full course load at Prince Charles Secondary School. Mountain biking, nature photography, climbing, camping, paddling and a variety of outdoor certifications make this program a natural draw for our secondary learners in Creston.



Sports Academies

Dance Academy

This intensive year long course at LV Rogers Secondary integrates advanced technique classes in ballet and modern dance technique with the Choreography 10-12 curriculum. Students may complete this academy in linear fashion, or they may choose to complete this program over two semesters in two years.



Rugby Academy

The LV Rogers Rugby Academy continues to gain popularity at the provincial and national levels and our learners have received offers to continue playing at post-secondary institutions and club teams. Rugby academy is open to boys and girls, and runs for the full year.

Volleyball Academy

Volleyball Academy at LV Rogers is designed for students with a passion for volleyball, and is an opportunity for juniors (Gr 9/10) to enhance their level of play and understanding of the game and for seniors (Gr 11/12) to refine their skills and become more knowledgeable about the theoretical and strategic aspects of the game.



Youth Trades Programs

Three main trades programs are offered in the District: Youth Train in Trades (YTT), Youth Work in Trades (YWT) and Youth Explore Trades Sampler.



Youth Train in Trades (YTT)

Youth Train in Trades is a dual credit program that allows students to earn high school credits while attending college and getting a head-start on a career in the trades. YTT students participate in trades foundation programs that are designed to bring someone who is entering the trades up to the level of a 1st year apprentice. By participating in the program, students' tuition for their trades foundation program is paid for by the District. In

addition, students begin to accumulate their hours needed to become a red seal trades person. After a trades foundation program, students are ready to enter the workforce as apprentices in their field. Students can participate in a foundation program in any accredited post-secondary trades training institution and still receive the support and funding from the YTT program. Programs offered include Carpentry Foundation, Electrical Foundation, Fine Woodworking, Heavy Mechanical Foundation, Metal Fabricator Foundation, Millwright/Machinist, Welder Foundation, Professional Cook Training, Hairstylist, Piping Trades and Automotive Service Technician.

Youth Work in Trades

Our Youth Work in Trades program is available for learners in the Graduation Program and enables our students to begin their apprenticeship and obtain credits for graduation.

Students can gain 16 graduation credits and 480+ hours as a youth apprentice working with a Red Seal tradesperson. Students in this program are eligible for a \$1000 bursary once they have completed 900 hours of work and have a Grade 12 average of a C+. Students can participate in this program during regular school hours, or through the work they do on the weekends and through the summer.

Youth Explore Trades Sampler

In this program, you will learn skilled trades such as Carpentry, Electrical, Heavy Duty Mechanics, and Welding in Selkirk College shops. Time in the course will be split between LVR and Selkirk, with 10 weeks of classes being hands-on learning at Selkirk College's SilverKing Campus. During the course there will be an opportunity to work in a trade of your interest through a work experience placement and get your Grad Trans 12 or Planning 10 (Career Life Education 10). In this course, you will earn up to 20 credits towards your graduation while learning invaluable skills and seeing if a career in the trades would work for you.

1.5 Previous Facilities Planning Studies

This Long-Range Facilities Plan (LRFP) used as a starting point the 2020 Facilities Plan for the 2019-2030 period adopted by the Board on December 19, 2019 (the “2020 Facilities Plan”). Before that, the previous facilities plan was for the 2016-2024 period that was adopted July 12, 2016 (the “2016 Facilities Plan”). Both the 2016 Facilities Plan and 2020 Facilities Plan were created following robust public consultation processes, including several dozen consultation meetings with partner groups and stakeholders.

The Board’s current facilities planning process includes updating its ten-year facilities plan annually. Prior to each update, at least one consultation meeting is held in each of the District’s families of schools and crucial facilities metrics, including long-range enrolment projections, facilities condition assessments, a capacity review, and capital planning are analyzed thoroughly.

The 2016 Facilities Plan was developed following a 20-year, 2,000-students enrolment decline, which led to the District holding an inventory of over 2,000 unused seats. Since then, under both the 2016 and 2020 Facilities Plans, various surplus properties have been sold, shrinking the District’s excess capacity somewhat. Now, there are approximately 1,500 empty seats (=6,100 District Operating Capacity – 4,600 student headcount, not including distributed learning students). District enrolment has remained relatively flat over the period from 2016 through 2020, and is expected to continue a slight decline over the next 15 years. Therefore, generally, the District has sufficient capacity over the horizon of its enrolment projections and has sufficient capacity for each school and program currently offered in the District.

Current Operating Capacity does not include any potential seats at surplus facilities like Al Collinson, Gordon Sargent and buildings at LV Rogers and Brent Kennedy, which have been leased to other educational and early learning childcare organizations. So Operating Capacity could be increased by bringing these facilities back into usage by the District.

1.6 Long-Range Facilities Plan Process & Consultation

For this 2021 LRFP, commencing in Fall 2020 and working with the previous 2020 and 2016 Facilities Plans, District staff began work on this LRFP at the Board's request.

In December 2020, the District received up-to-date enrolment projections from Baragar Systems, a software and enrolment projections firm that provides school districts with the intelligence to make the right decisions to create an ideal learning environment and avoid costly capital mistakes. See *Section 3 – Enrolment Projections* for greater detail about the enrolment projections being used.

The last engineering assessment of each of the District’s facilities was performed in Summer 2019 by engineers from Accruent, a specialist facilities management firm that routinely assesses the facility conditions of all school board properties across the province. Accruent’s “Facilities Condition Assessments” were issued to the Board in Fall 2019. The next engineering assessment is expected on or about 2023.

In February and March, 2021 District Staff and Trustees attended six “Facilities Consultation” meetings in each Family of Schools, which were held online, due to COVID-19.

Facilities Consultation meetings are held annually in each family of school, and are intended to allow Staff and Trustees to hear feedback on facilities plans so that the Board’s LRFP can reflect the needs and aspirations of all of the communities in our District. These meetings provide the opportunity to all partner groups, students and staff to provide input into the facilities planning process and allows Trustees to hear directly about any emergent facilities issues in the District.

Under the previous 2020 Facilities Plan, the Board adopted a “5-Year Capital Operations Plan” for the period 2020-2026 at a meeting on June 23, 2020. The 5-Year Capital Operations Plan is a capital budget (spending plan) for facilities maintenance and learning environment upgrades, which commits both the expected capital funding to be provided by the Ministry of Education and the Board Local Capital over the five-year horizon of the plan.

Each month beginning September 2020, District Staff have provided an update to the Board and, in months when the Operations & Finance Committee meets, to it as well, regarding the facilities work being undertaken under the 5-Year Capital Operations Plan. This allows the Board and the Operations & Finance Committee to routinely track the status and progress of District facilities projects in “real-time”.

This LRFP will be updated annually to adjust for changes in programming, curriculum, enrolment projections and facility conditions, as well as to factor in ideas and feedback received from District partners and stakeholders.

The Board of Education has resolved to hold facilities consultation meetings in each of its Families of Schools annually so that it can take into account individual community needs and take advantage of good ideas that might result from a robust and regular consultative process.

Please refer to *Appendix F – Families of Schools Facilities Information* for detailed compilations of some of the ideas and feedback generated from the Facilities Plan consultation process undertaken in the last year, as well as during the consultation process for the previous 2020 Facilities Plan.

The next LRFP update is scheduled for Spring 2022.

2. EDUCATIONAL CONSIDERATIONS

2.1 Educational Requirements

Creating the best Learning Environments to foster student achievement, so that every child can be supported to reach their fullest potential, is the Board of Education's primary goal for its facilities.

The Board of Education's facilities help it deliver innovative, educational services throughout the District, providing diverse educational programming under the New Curriculum to its unique communities (see Section 1.2 – Families of Schools, Section 1.3 – Geography of District, and Section 1.4 – Educational Programming above).



2.2 Grade Configurations

There are no straightforward conclusions as to what the best grade configuration is. Each grade configuration pattern has its advantages and disadvantages, depending on needs, circumstances and situations of all students. The District has many different configurations and students thrive in all of them.

A middle school approach has a lot of theoretical support. The benefits of having middle school may be to some extent offset by the additional transition (see *Section 2.3 – Transitions* below). The District's approach to facilities planning is to focus first on providing the best learning environments (i.e. where it has capacity), rather than pushing for any specific configuration model.

2.3 Transitions

Our District focuses on social, emotional, academic and interpersonal skills of all students. While transitions can be a point of vulnerability for some students, they are also an opportunity for positive change and the building of perseverance, resiliency and grit. Careful planning by staff to help students with transitions fosters a positive experience and ensures that all students reap the benefits of their new school.

3. ENROLMENT PROJECTIONS

The Board of Education contracted Baragar Systems to provide long-range enrolment projections (the “**Enrolment Projections**”) over a five-year contract period, which started with the Enrolment Projections for 2019-2022. We expect the District’s Enrolment Projections will be refined throughout the contract and that they will provide a crucial set of information in the continual updating and improvement of the District’s LRFPs.

Baragar uses actual enrolment data beginning 2017-2018 in the software it provides to the District, creating a solid baseline from which future trends can be seen and extrapolated. For the current 2021-2022 projections, there are four years of actual historical data on which to see trends emerging.

3.1 Data Sources

Baragar uses various data sources in making the Enrolment Projections, including:

- School District No. 8 (Kootenay Lake)’s student information system (MyEd BC) data;
- The Provincial Birth Registry current and historical files (100% coverage);
- Canada Revenue Agency’s current and historic Canada Child Benefit databases, which was previously known as the Child Tax Benefit and Universal Child Care Benefit (98+% coverage based on Stats Canada audit);
- Additional data from the District, for example, new employers or housing projects and the expected pupil yield; and
- Census Data from 1991, 1996, 2001, 2006, 2011 and 2016. However, Baragar does not use Census data for the Enrolment Projections, as it is not accurate enough for these purposes. Baragar does use a piece of this Census data to identify a single, key variable, changes in the number of women of birthing age.

3.2 Enrolment Projection Methodology

All Enrolment Projections are made as of September 30 of each year working from the District’s MyEd BC 1701 enrolment data. Future years’ Enrolment Projections are also made as of September 30th of each future year. The enrolment projection methodology uses current data from other sources (for each school as well as the jurisdiction overall), as follows:

Birth Data

- The Provincial Birth Registry (Department of Vital Statistics) is the data source for the annual number of births for the past 20 years (approaching 100% accuracy.)
- Trends vary significantly from school to school, and because the projections are done at the school level, birth projections are the first step in the enrolment projection methodology.

Population of Children by single year of age (ages 1 to 17)

- Canada Revenue Agency (Child Tax Benefit, Universal Child Care Benefit and Canada Child Benefit databases – 2000 to current year) are the data sources for the annual number of children aged 1–17 by single year of age (1, 2, 3, 4, etc.). Though Statistics Canada is not the source for these databases, they have performed a study measuring the coverage of the data, and have concluded that the database is over 98% accurate in terms of population coverage.
- Not only is the number of children aged 1, 2, 3, 4, etc. provided, but from this data, the net impact of migration is measured annually by age group. For example, for the preschool age group, the number of children aged 2-5 each year is divided by the number of children aged 1-4 from the previous year. This quantifies the net impact of migration resulting from the new families moving into the area and into new housing as well as used housing, versus those moving out. Assumptions about future migration by age group form the second part of the projection methodology.
- The current population from age 0 to age 17 is “aged” by applying “age group-specific” migration rates to the current population. This results in a projection of the number of children for each year of age for each of the next 15 years. This base population projection is the key variable affecting enrolment projections.

Enrolment by School, Grade, and Program

- The source of data is the Student Information System (SIS) of the District (MyEd BC).
- The students are first separated into the programs in which they enroll (Regular program, French Immersion, Distributed Learning, etc.).
- The data is analyzed to determine whether students (within their program) attend their designated neighbourhood school, or whether they attend another school in the District.
- The data is aggregated and the “In catchment” enrolment by grade is compared to the “potential registrants” by age. For example, the number of children enrolled in kindergarten at a particular school (who also live in that school’s catchment area) is divided by the total number of children aged 5 living in that school’s catchment area. This measure is called the “Participation Rate”. Participation rates by grade are provided historically, so that trends can be discerned.
- Once the “In catchment” enrolment has been projected, the “Out of Catchment” component of enrolment is projected. This data is maintained historically, so that trends can be observed. Assumptions about the size of the incoming group (e.g. kindergarten) are made. Once assumptions have been made concerning the ‘entry’ grade in a school, a “Retention Rate” is applied on a grade-by- grade basis. A history of retention rates is reviewed and assumptions of future rates are made.
- The French Immersion enrolments are also a component of the projection. The methodology is similar to the “Out of Catchment” methodology – however, the entry grade assumptions analyze changes in the projected number of children in the appropriate age group (e.g. for kindergarten, the reference group is age 5). In the case of middle schools and the secondary/high schools, a “feeder flow” methodology is used to establish the enrolment in the entry grade. For example, the grade 9 French Immersion in a 9-12 school is “fed” by French Immersion grade 8 classes in two middle schools.

4. DISTRICT BASELINE FACILITIES USAGE

4.1 School District Enrolment Context

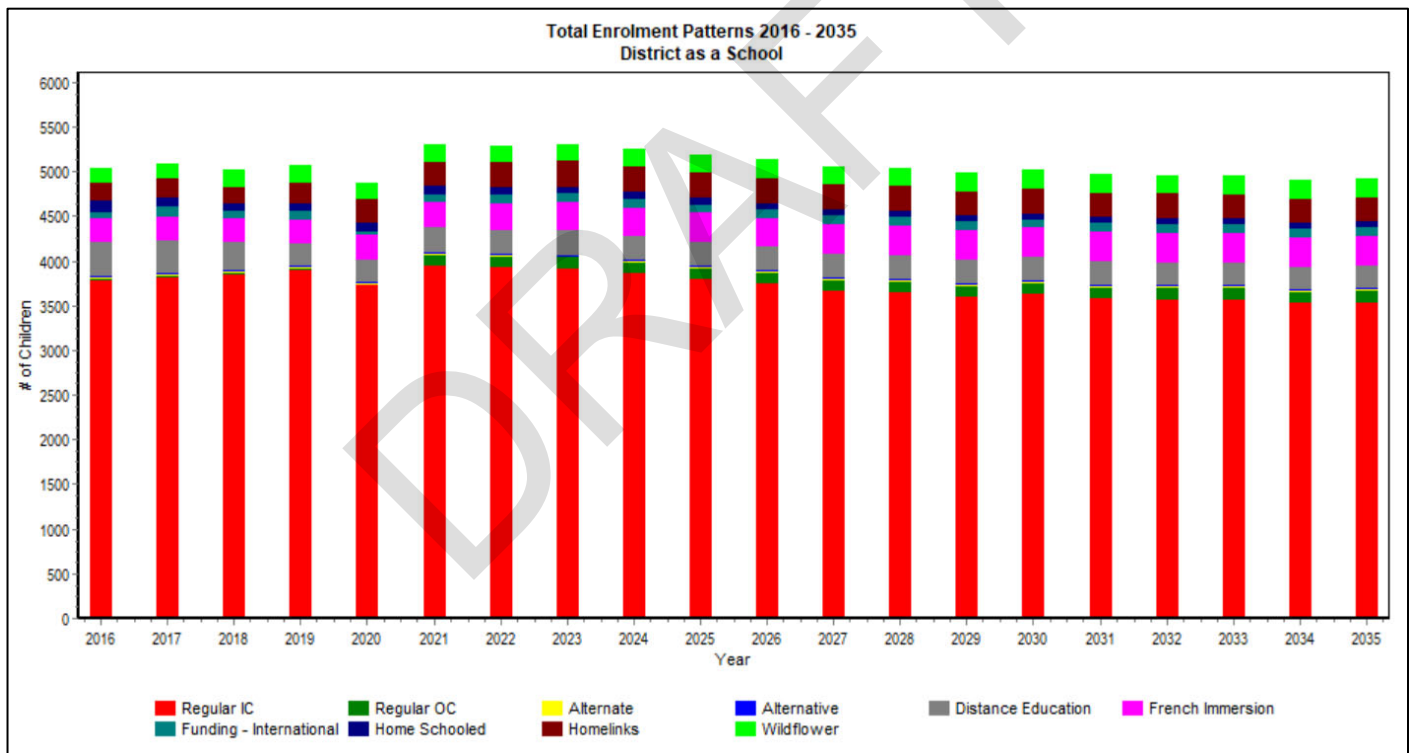
4.1.1 Current & Future-Years District Enrolment by Program

The District's current year enrolment, as at September 30, 2020, was:

- 4,902 students (Headcount)
- 4,690 student (FTE)

These enrolment numbers are slightly lower than forecast last year, which we attribute to the impact of COVID-19, which led to some families keeping students' home, and other families choosing distributed learning programs.

The following chart shows the District's with actual overall student enrolment from 2016-2020 and future-years enrolment projection from 2021 to 2035:



This chart shows a modest near-term increase in overall District enrolment next year, followed by a longer-term slight decline trend over 10 years. The slightly overall decrease seen in 2020 was due to COVID-19, and enrolment is expected to rebound for 2021-2022.

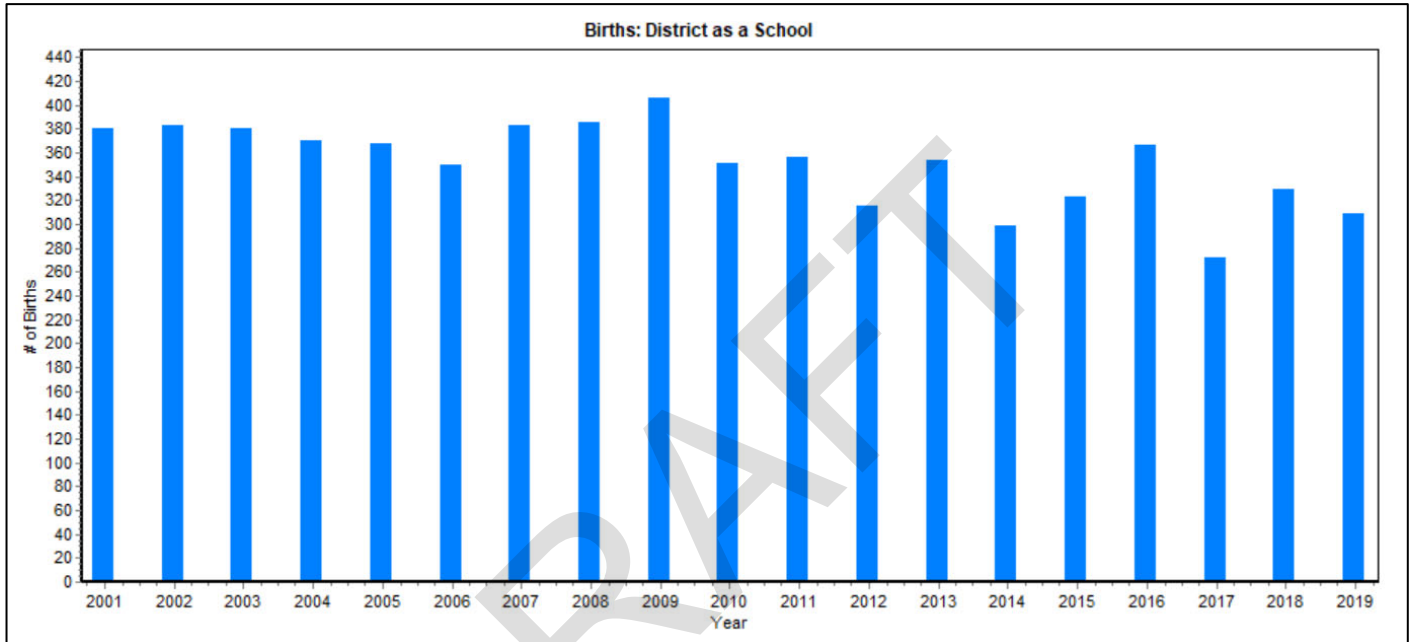
These Enrollment Projections were created by Baragar Systems, using the methodology as described in Section 3 – Enrolment Projections above. District Birth Rates and Net Migration patterns are key factors in the projections.

4.1.2 Birth Rates

The number of births to women residing within the Kootenay Lake School District has decreased over the last 20 years, with the 272 births in 2017 being the lowest number in over 20 years, as can be seen in the chart below.

The children currently enrolled in grades K-12 were born between 2003 and 2015. During that period, there were an average of 350 birth per year. During the past five years the average number of births has decreased to 320 per year.

The following chart shows historic birth rates from 2001 through to 2019:



Local births are not sufficient to replace students graduating. Net migration into the District has helped to offset this.

4.1.2 Net Migration Trends

The net impact of youth aged 1-16 moving in and out of the District has been consistently positive over the last 5 years, weighted towards the preschool and primary age groups.

The assumptions used in this projection are for continued positive migration, varying by age group, but averaging +112 over the next 2 years, similar to the 5-year average. Starting in 2026, the assumptions that have been used average +79, similar to the 3-year average. This somewhat but not fully offsetting the enrolment decline in motion due to declining birth rates.

4.2 School District Facilities & Utilization

Please see Appendix A – Key Definitions for full definition of technical terms used in this section.

4.2.1 Introduction to Facilities Condition Assessments

The Facilities Condition Index (FCI) is an industry-standard index that measures the relative condition of a facility considering the costs of deferred maintenance and repairs as well as the value of the facility. FCI allows condition benchmarking between facilities of unequal size and composition.

FCI is an intuitive metric of the average progress of a facility through its useful life, where an FCI of “0” is a brand new facility, and an FCI of 1.0 is at the end of its useful life.

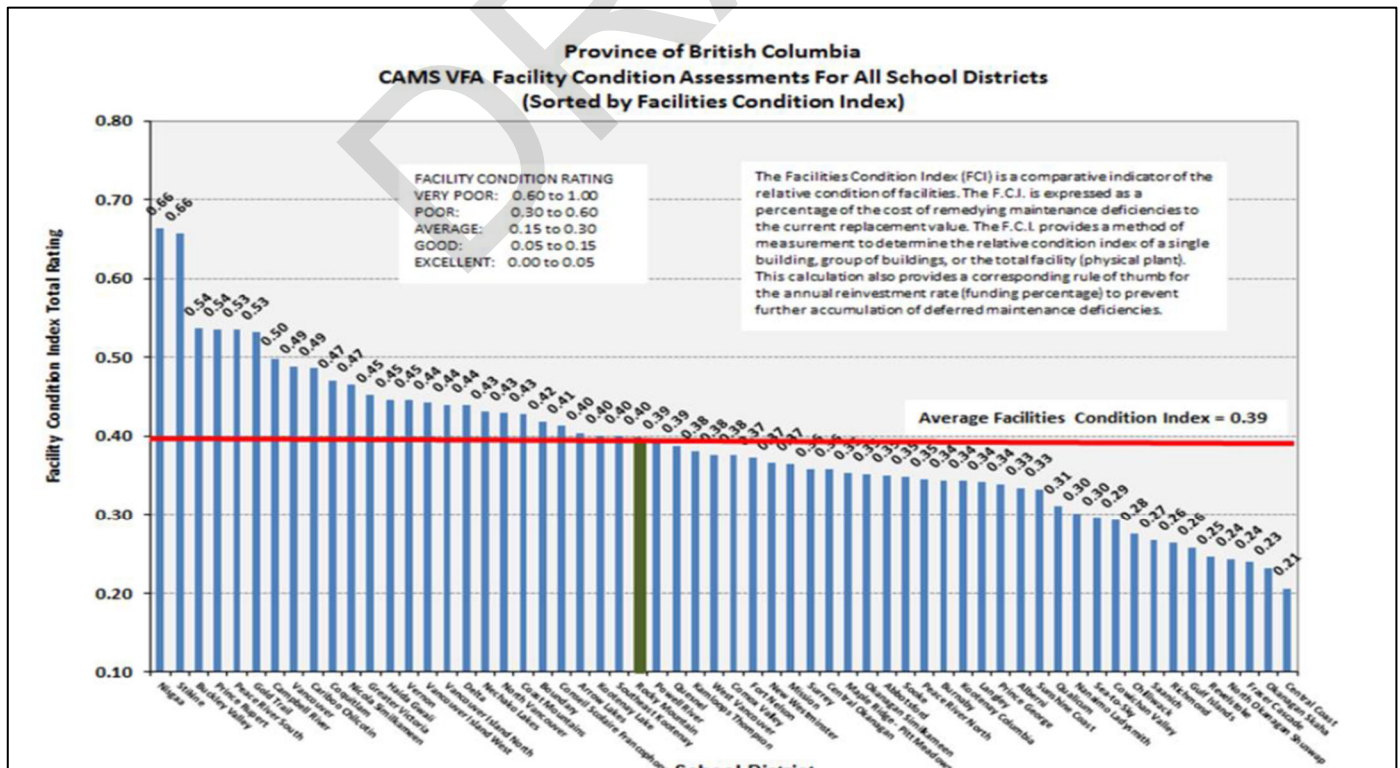
4.2.2 Introduction to Capacity Utilization

Capacity Utilization is determined by dividing enrolment by the Operational Capacity for each school. The result is expressed as a percentage. See Appendix A – Key Definitions for complete definitions of these terms.

By the District maintain higher utilization levels, it reduces overall operating costs freeing up funds for better facilities maintenance and other educational objectives. In this respect, higher utilization can advance the objective of having the best school facilities possible available for all students. On the other hand, schools cannot operate effectively with more students than spaces available, and using portable classrooms is a temporary solution only.

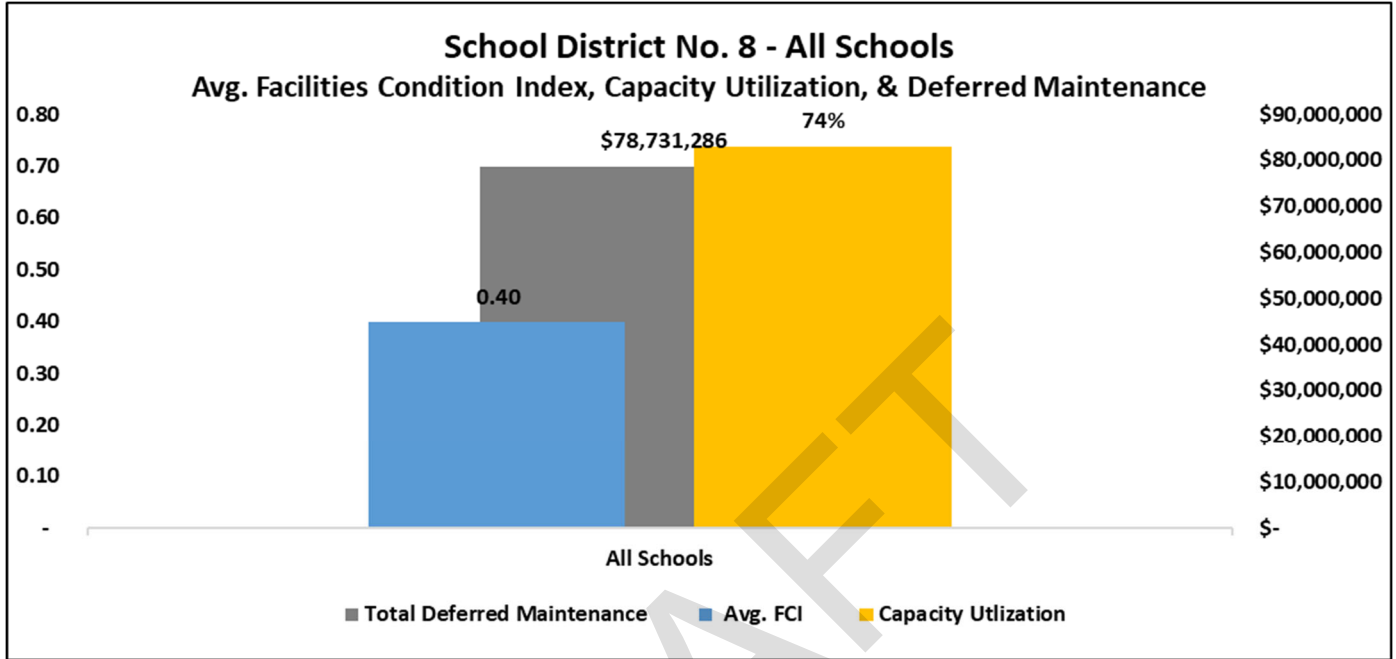
4.2.3 Provincial Facilities Conditions vs. District Facilities Conditions

The following chart shows the Facilities Condition Indexes for all school districts in BC in 2016 (no newer data is available at this time):



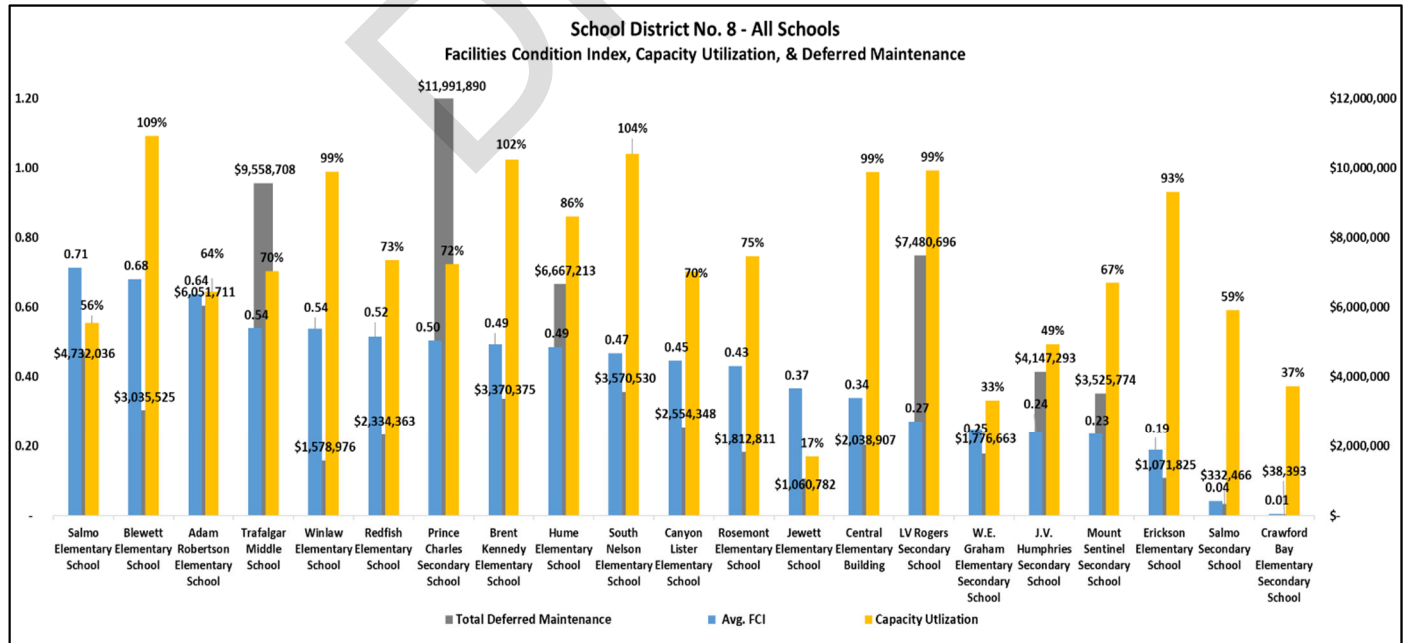
Since the publication of the above chart, the provincial average FCI has increased to 0.42 as of February 2021, according to the Ministry of Education.

The following chart shows the District's average FCI, Capacity Utilization and Deferred Maintenance costs:



The District's average FCI of 0.40 is slightly below the February 2021 provincial average of 0.42.

The following chart shows the range of FCIs, Deferred Maintenance obligations, and Capacity Utilization for each school in the District:



4.2.4 District Facilities – Baseline Condition & Utilization

Baseline Facilities Condition & Utilization are shown for each Family of Schools and each school individually in Appendix F. The following is a summary of existing Board-owned facilities & land:

- 32 Major Land Parcels, on which there are:
 - 42 Buildings, comprised of:
 - 24 School Buildings
 - 2 Portables Used for School
 - 11 Operations Buildings, Garages or Pump Houses
- 5 Leases to Licensed Childcare or CSF (SD93):
 - 2 Buildings
 - 3 Ancillary Buildings at Brent Kennedy, L.V. Rogers and Salmo Elementary.
- Leased Properties: The Board also leases three properties to run its programs:
 - The Creston Homelinks space within the former Creston Education Centre;
 - The COMPASS building next to PCSS; and
 - Sequoia Building in the Slocan Valley.

4.3 Transportation of Students to District Facilities

Board of Education policies require the District to establish and maintain a system of pupil transportation, as required, that will qualify for the funding provided by the Ministry of Education. The Board expects the system to be efficiently scheduled and functioning with clean, safe vehicles operated by qualified drivers.

Under the District’s Pupil Transportation Procedures Manual - Operating Principals, transportation services are “to enhance the learning environment by transporting students safely and efficiently, and by keeping equipment safe, clean and in good condition”.

4.4 Additional Facilities Uses

Emergent curricular and pedagogical imperatives arising from the New Curriculum and the Board’s strategic educational goals for its core K-12 mandate result in additional requirements of District facilities. Furthermore, outside of the Board’s core mandate, there are complementary community and educational uses of District facilities.

4.4.1 Outdoor Classrooms

All District schools have outdoor classroom spaces, and our teachers are encouraged to take their students outside at least one day per week. Through programs connected to the local environment, we support the empowerment our students to take thoughtful actions.



4.4.2 Indigenous Education Learning Environments

Across BC, Indigenous Education and Equity in Education are at the forefront of learning for all. What supports academic achievement for Indigenous students? How do we close the academic achievement gap of Indigenous students in district and across BC? Indigenous learning spaces in schools of Kootenay Lake SD8 contribute to essential learning and support opportunities for Indigenous students, communities, staffs, and families.

Indigenous Education spaces reflect the world view of Indigenous students: places of safety, places of belonging, and places of Indigenous teachings. Indigenous Education spaces involve class visits where students experience Circle



teachings and First People's Principles of Learning. These spaces where Indigenous Canada is visibly represented provide access to food and essentials, traditional medicines, Indigenous content libraries, Indigenous languages, and supplemental and continuous supports. Indigenous Education spaces include a direct Indigenous liaison for families which provides information about the school and its processes. Spaces are utilized for family visits, family support meetings, and outside agency meetings. As well, these spaces are used for Elder visits to share teachings on songs, regalia, cultural protocol, and personal health and well-being. Indigenous Education staff create a warm and welcoming environment that nurtures the culture and climate of a school from an Indigenous world view. The Indigenous spaces in schools represent needs met for Indigenous students and cultural learning opportunities for all staff and students.

4.4.3 StrongStart BC

StrongStart BC is a provincial program delivered through School Districts throughout the province. It requires parents to attend along with their child (aged birth to five), where they can participate in play-based early learning activities – including stories, music and art. There is no cost to families, and this early learning drop-in program helps prepare children for success in Kindergarten.

There 13 StrongStart Outreach locations in the District, providing rich learning environments designed for early learning development – language, physical, cognitive, social and emotional. Qualified early childhood educators lead learning activities where children find opportunities to make friends and interact with others of similar ages.

4.4.5 Before & After School Child Care

Several schools in the District offer before and after school care for school-aged children. For example: Rosemont and South Nelson have before and after school care. Redfish typically has an after-school program that runs from 2PM to 4:30PM three days per week, which was temporarily suspended due to COVID-19. W.E. Graham has an after-school program, which also runs three days per week, from 2:30PM to 4:30PM, and which is attended by both Winlaw and WE Graham students given their close proximity.

4.4.6 Community Uses

Numerous organized activities and programs are run using District facilities, including sport teams, drama or theatre programs, and community events. These rentals are typically managed by each school, to meet local needs. During COVID-19, most third-party rentals have been prohibited, but rentals will resume once restrictions are lifted.

Additionally, several facilities are leased out by the District on a cost-recovery basis to other educational organizations, early learning providers or day cares, including:

Name	Location
Brent Kennedy Learning Centre	Brent Kennedy Building and Land for Modular Buildings, Junction
Conseil Scolaire Francophone No. 93	A.I. Collinson Building, Nelson
Kootenay Kids Society	L.V. Rogers Ancillary Building, Nelson
Mountain Montessori	Hume Elementary Classroom, Nelson
North Lake Community Services	J.V. Humphries Classroom, Kaslo
Rosemont Kidz Klub	Rosemont Elementary Library, Nelson
Salmo Childcare Society	Salmo Elementary Portable, Salmo
Salmo Childcare Society	Salmo Elementary Classroom, Salmo
School House Learning Centre	Gordon Sargent Building, Nelson

4.5 Playgrounds

All schools in the District have playgrounds, and they are considered an intrinsic part of the facilities that comprise a School. Through collaboration with schools' Parent Advisory Councils (PACs), donors and local granting organizations like the Columbia Basin Trust, and with support from the Ministry of Education through its Playground Enhancement Program fund, the District is continually renewing and adding to its playgrounds and improving their accessibility for the benefit of all students.

5. EMERGING FACILITIES PLANS

This Section can best be read in conjunction with the information found in Appendix F – Family of Schools Facilities Information, which contains detailed facilities and enrolment information about each Family of School, and each school within each Family of School, that is relevant to the Emerging Facilities Plans under consideration.

5.1 Crawford Bay Family – Emerging Facilities Plan

Crawford Bay Elementary Secondary School, the sole school in this Family of Schools, is relatively new, having been built in 2009, with an FCI of 0.01 and modern working and learning environments. Its enrolment is projected to stay relatively stable over the time horizon of this plan. The District has no current plans to upgrade or change the usage of this facility at this time.

5.2 Creston Family – Emerging Facilities Plan

Following the sale of properties under the prior 2016 Facilities Plan, the overall Capacity Utilization in the Creston Family of Schools has increased to 73%, which is still below the average District Capacity Utilization and well below Provincial averages. The Enrolment Projections for the Creston Family of Schools mirrors District enrolment trends, showing a modest increase in the near-term followed by a slight, longer-term decline.

Prince Charles Secondary School (PCSS), the secondary school in the Creston Family of Schools, is still forecast to achieve an increase in its participation rate from 83% to 86% as it attracts students from both District elementary schools and other non-District schools in the area at the secondary level. PCSS' Capacity Utilization is currently at 74%, which includes the 44 students attending Wildflower's Creston school at PCSS.

The elementary schools in the Creston Family of schools have relatively low participation rates (being the number of students within their catchments that attend that school) due to enrolment in other non-District schools. They are therefore potentially susceptible to volatility and increases in their participation rates and enrolment depending on enrolment trends at those non-District schools. On the other hand, overall, the three Elementary Schools in the Family of School, Adam Robertson, Canyon-Lister and Erickson, currently have an average Capacity Utilization of 73% and are expected, together, to have enough capacity to absorb any such potential increase in participation or enrolment.

There are high levels of inter-catchment enrolment amongst the Creston Family elementary schools. Currently, Erickson is operating near its capacity (Capacity Utilization of 93%), and over half its students attend from out-of-catchment. A review of Erickson's catchment boundaries shows that updating its catchment would not reduce its enrolment. Furthermore, it appears that *Board Policy 410: School Choice & Catchment* is working well in this family of schools to have allowed parent/student choice, and, if pressures build in any school, the application of the policy for inter-catchment transfers would mitigate any emergent over-capacity issues.

Creston Family of Schools - Facilities Needing Renovations, Upgrades or Modernization

Adam Robertson, with an FCI of 0.64 and deferred maintenance of approximately \$12 million, is in particular in the Creston Family of Schools at a stage where some of its core systems and finishings are high on the District's priority list for replacement or modernization. In due course, the District expects to repair and replace these systems using resources provided under the Ministry of Education's Capital Branch's annual program grants or under the District's Capital Operations Plan.

Creston Family of Schools - Properties Under Consideration for Sale

The Board owns two properties that are not currently in use in the Creston Family of Schools: Kin Park in Creston and the former Yahk Elementary school in Yahk. Both properties are surplus to the current and future expected needs of the District. Yahk is under consideration for sale. Kin Park is currently the subject of discussions with other community groups regarding how the property may yield future community benefits.

5.3 Kaslo Family – Emerging Facilities Plan

The Kaslo Family of Schools, comprised of J.V. Humphries, a K-12 school in Kaslo, and Jewett Elementary, a K-6 school in Meadow Creek. Its overall current Capacity Utilization is 50%, which is projected to further decline slightly over the horizon of the projections.

Jewett Elementary was under consideration for closure in the 2016 Facilities Plan due to its low enrolment and the correspondingly high cost per student of delivering educational services in Meadow Creek at that facility. It remained a facility of focus under the 2020 Facilities Plan.

The enrolment at Jewett Elementary has recently increased to 11 students, and a StrongStart program operates at the school (but not during COVID-19 restrictions).

The District will periodically review the use of the facility, including student enrolment and StrongStart participation, and continue its consultations with the local community as to how and where to best to practically continue providing educational services to the students of the Lardeau, Meadow Creek and Argenta areas.

5.4 Nelson Family – Emerging Facilities Plan

The Nelson Family of Schools overall has an 88% Capacity Utilization, which is expected to increase steadily in the near-term to 98% Capacity Utilization in 2023. Overall, there is capacity to meet forecast enrolment demand through to 2035. However, there have been capacity pressures, notably at L.V. Rogers. L.V. Rogers enrolment is projected to continue increasing steadily for the next couple of years before levelling off through to 2035. This capacity pressure will be mitigated when the change in grade configuration takes effect in September 2021 to the following:

- Hume, South Nelson, Rosemont, Blewett: Grades K-5 with parent choice at Grade 6
- Redfish: Grades K - 5 with parent choice at Grades 6 and 7
- Wildflower: K-9
- Trafalgar: Grades 6 to 9
- L.V. Rogers: Grades 10-12

Note that L.V. Rogers is forecast to attain and remain between 93% to 96% capacity utilization, with just Grades 10 to 12, beginning in 2023 through to 2035.

Trafalgar Middle School will remain well under-capacity, with a forecast Capacity Utilization of 72%, with Grades 6 through 9, beginning now through to the end our enrolment forecasts to 2035. This excess capacity represents 160 empty seats each year during the horizon of our projections.

With the exception of Wildflower School, over the horizon of our enrolment forecasts through to 2035, all elementary schools have sufficient operating capacity to accept all student enrolment without the need for additional modular classrooms or major capital investments to expand the schools. However, at some schools, capacity utilization will be around or slightly above the 100% level, especially South Nelson. If there is an above-forecast spike in enrolment at one of these schools, there will be a few options to handle the capacity pressure, including (a) enforcing catchment boundaries pursuant to the Board's *Policy 410: School Choice & Catchment* policy, (b) without major renovations being required, the operating capacity of these schools could be increased by at least one classroom (b) reduce the number of grades at the school (c) redraw catchment boundaries.

Regarding Wildflower School, it is located at the former Central School building, which it occupies along with the Grade 10 to 12 REACH Alternate Program and the School Board office. Operating Capacity Utilization is presently 99%, with all educational spaces in the building being fully used by Wildflower and REACH.

With the new configuration at Wildflower of Grades K to 9, adding Grade 9s beginning September 2021, it is forecast that an additional 25 students will be enrolled in Wildflower in 2021 compared to the current year, so, in conjunction with the REACH program, there would be inadequate capacity in the Central building for all forecast enrolment.

There are four options under consideration for Wildflower School and the REACH Program beginning September 2021:

- Option A1: Status Quo, REACH and all Wildflower Grades Remain at Central – School Enrolment Capped and Space Available for Wildflower and REACH in Central Building Maintained As Is
- Option A2: Status Quo, REACH and all Wildflower Grades Remain at Central – Educational Operating Capacity is expanded in the Central Building
- Option B: Wildflower Middle School (Grades 7 to 9) move to Trafalgar campus
- Option C: REACH program moves to L.V. Rogers campus

Leased Facilities

There are two other closed schools in the Family of Schools: the former A.I. Collinson Elementary school, which is leased to the French School District (CSF No. 93) and the former Gordon Sargent Elementary school, which is leased to the School House Daycare.

The District also leases space at L.V. Rogers to Kootenay Kids Child Care, at Hume to Montessori Pre-School, at Rosemont and South Nelson to Kidz Klub before and after school care, and at Redfish for its after-school program. These District facilities are leased on a cost-recovery basis to these educational organizations.

Blewett Elementary Expansion – Not Proceeding

The Blewett Elementary expansion project described in the prior 2020 Facilities Plan was not approved. The Board and the Ministry of Education agreed that the project did not warrant support given the building's operating capacity and future enrolment projections. In other words, the facility is large enough for future enrolment over the horizon of the projections, without a major capital project expansion. In the near term, there are numerous facility maintenance and learning environment upgrade projects underway for Blewett.

Nelson Family of Schools - Facilities Needing Renovations, Upgrades or Modernization

Aside from L.V. Rogers and the Central Elementary School building, all of the school facilities in the Nelson Family are at a maturing stage in their life cycles in which core systems and finishings are competing on the District's priority list for replacement, upgrade or modernization. The District expects to find means and resources under the Ministry of Education's Capital Branch's annual program grants or under its Capital Operations Plan to carry out any required work.

Blewett, with an FCI of 0.68, was most in need of upgrades within the Nelson Family of School when the FCI assessment was done in 2019. Since then, five furnace units have been replaced, the exterior has been painted and the gym floor replaced. These investments will have helped bring Blewett's FCI down measurably since then.

Trafalgar Middle School, with an FCI of 0.54, the second-highest FCI in the Nelson Family of Schools, has been identified as being particularly in need of modernization in its finishings in addition to needing upgrades to bring its life systems up to code. Plans for Trafalgar have shifted from "tear-down and replace" in the 2016 Facilities Plan to a new plan to bring Trafalgar's Learning Environments up to a higher standard. In-depth planning and facility upgrades are now underway at Trafalgar.

Redfish Elementary and South Nelson Elementary have also moved up on the District's priority list for major systems upgrades, having FCIs of 0.52 and 0.47, respectively. Hume Elementary recently had its exterior windows and doors replaced, so its FCI would be markedly better than the 0.49 as assessed in Summer 2019, by Accruent, as is shown in the charts and descriptions in Appendix F.4.

Nelson Family of Schools – Surplus Properties

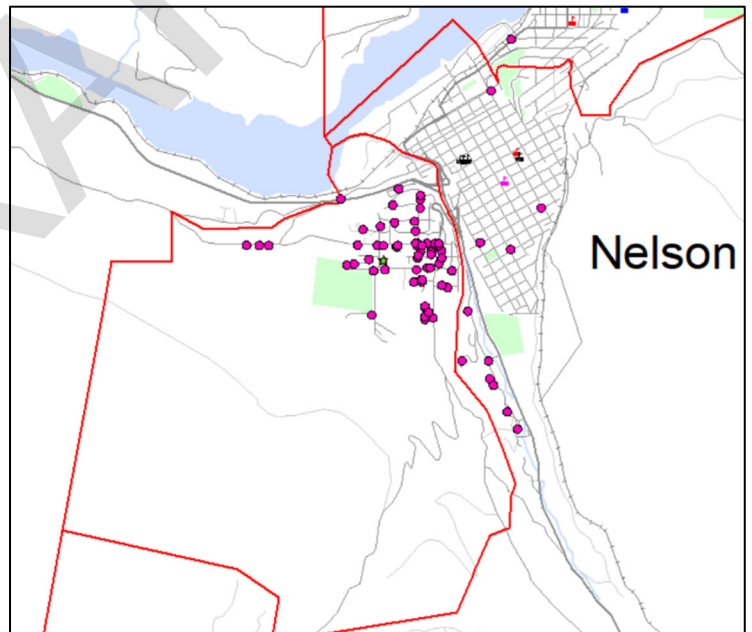
Last month, in February 2021, the Board sold the former Board office on Johnstone Road, freeing up capital to help fund capital projects across the District under the Board's Capital Operations Plan.

The Board owns two other properties that are not surplus to the current and forecast needs of the Board in the Nelson Family of Schools: the former A.I. Collinson Elementary and former Gordon Sargent Elementary. These two facilities are currently leased to other educational organizations, the French School District (CSF93) and School House Child Care.

Nelson Family of Schools – Rosemont Catchment

Students living to the West of Highway 6 along the catchment boundary between Rosemont and South Nelson, have almost exclusively requested to transfer to Rosemont the past two years. It is believed this is because of their closer proximity to Rosemont Elementary, and the difficulty students would have in crossing the highway if wanting to walk or drive to South Nelson.

Should this phenomenon continue, the Board would consider updating the catchment boundary to include the section to the West of Highway 6 in the Rosemont catchment. In the meantime, it appears that the Board's Policy 410: School Choice & Catchment is working well, and have allowed parents/students in that area to choose the school that they preferred.



5.5 Salmo Family – Emerging Facilities Plan

Salmo Family of Schools has two schools of the same name and contrasting facility conditions: the 1953-built Salmo Elementary having the highest FCI in the District at 0.71 and the 2004-built Salmo Secondary has the second-lowest FCI in the District at 0.04.

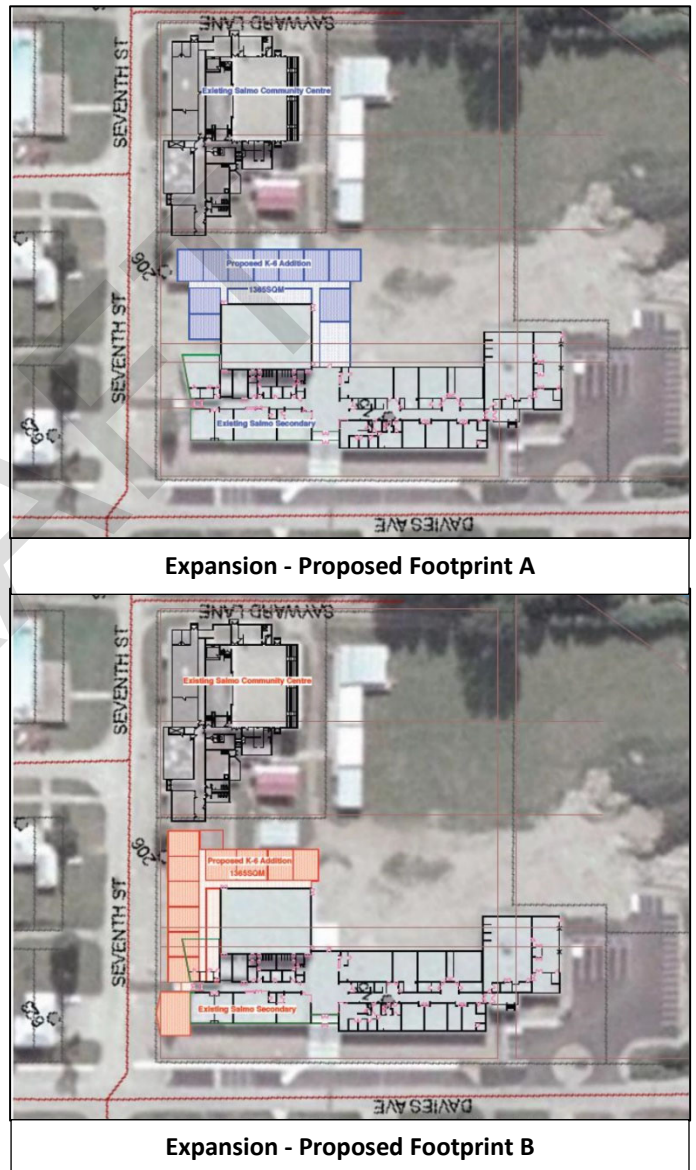
Salmo Expansion Project

The proposed expansion of Salmo Secondary to add 190 seats to build additional space at the school to accommodate Salmo’s elementary-school-aged students in a larger Salmo Elementary Secondary school (The “**Salmo Expansion Project**”), has been the District’s highest priority expansion/consolidation project for the past three years, as submitted each year in the District’s 5-year Capital Plans to the Ministry of Education.

The Salmo Expansion Project would incur a lower cost over the long-run than the alternative of revitalizing Salmo Elementary through extensive renovations and systems upgrades to bring it up to code and into line with the District’s high standards for its Learning Environments. Salmo Elementary is nearing the end of its useful life. The building requires constant and extraordinary maintenance, and all of its major mechanical systems need replacement. The consolidation of Salmo Elementary with Salmo Secondary, by building an addition on Salmo Secondary to make it into a K-12 Elementary & Secondary school has been determined to be the best option for the future education of elementary-aged students in the Salmo area.

Salmo Family of Schools - Facilities Needing Renovations, Upgrades or Modernization

Salmo Elementary, if it wasn’t under consideration for closure, demolition and sale upon completion of the Salmo Expansion Project, would be a top priority for renovations, upgrades and modernization, given its high FCI of 0.71. However, the Salmo Expansion Project would be a more cost-effective long-run solution for creating a Learning Environment for elementary school-aged students in Salmo to a high standard.



Salmo Family of Schools – Surplus Properties

The Board owns two properties, which are not currently in use in the Salmo Family of Schools: the Tennis Courts & Pool Land in Salmo, and Ymir land. The Ymir property is under consideration for sale. There are discussions with various community partners as to the future Tennis Courts & Pool Land. As of the date hereof, the Board along with Columbia Basin Trust, the Village of Salmo, the Recreation Commission for Salmo & RDCK Area 'G' and RDCK Area 'G' have together agreed to contribute \$100,000 out of a total \$135,000 needed to resurface the tennis courts, install pickleball courts and upgrade the skate park. It is hoped that the project will obtain the additional financial support needed and be executed in the summer of 2021.

5.6 Slocan Valley Family – Emerging Facilities Plan

There is currently an excess of capacity in the Slocan Valley Family of Schools, but only at Mount Sentinel and WE Graham.

Brent Kennedy is operating near its capacity, but enrolment is expected to decrease slightly starting 2023 through to 2027 before levelling out through to 2035. Brent Kennedy also has numerous auxiliary and flexible learning spaces to accommodate its students, if there is an above-projection spike in enrolment.

Enrolment at Winlaw was projected to be over-capacity, however, this will be mitigated by the opening of the new modular building installed this year, which is planned to open in September 2021.

Slocan Valley Family of Schools - Properties Under Consideration for Sale

The Board owns a set of two bare-land properties in the Slocan Valley Family of Schools, in Retallack, which are not currently in use nor are projected to be needed by the Board. The Board has resolved to divest of these properties, which it expects to conclude in the near-term.

Appendix A – Key Definitions

Capacity Utilization

Is the student enrolment (or projected enrolment) at a school, divided by its Operating Capacity. Higher Capacity Utilizations imply lower capital costs in providing Learning Environments, including depreciation of facilities and assets over time. Capacity Utilization is calculated as the actual or projected enrolment of the school divided by the school's Operating Capacity.

Deferred Maintenance

Deferred maintenance costs are the costs of certain requirements under the Facilities Condition Index.

Facilities Condition Index

The Facilities Condition Index (FCI) is an industry-standard index that measures the relative condition of a facility considering the costs of deferred maintenance and repairs as well as the value of the facility. FCI allows condition benchmarking between facilities of unequal size and composition. FCI is an intuitive metric of the average progress of a facility through its useful life, where an FCI of "0" is a brand-new facility, and an FCI of 1.0 is at the end of its useful life.

Operating Capacity vs. Nominal Capacity

We use Operating Capacity in our Capacity Utilization calculations throughout this LRFP. Operating Capacity can change, if more classroom space is added, as the Operating capacity is determined by the number of classrooms, used by certain ages/grades of students. Therefore, Operating capacity can change somewhat, even though there have been no changes in the building's configuration, if there is a change in the number of classrooms used by each category below:

Operating Capacity

Classroom Student Capacity:

- Kindergarten – 19 pupils per classroom
- Grades 1-3 – 21 pupils per classroom
- Grades 4-7 – 25 pupils per classroom

Nominal Capacity

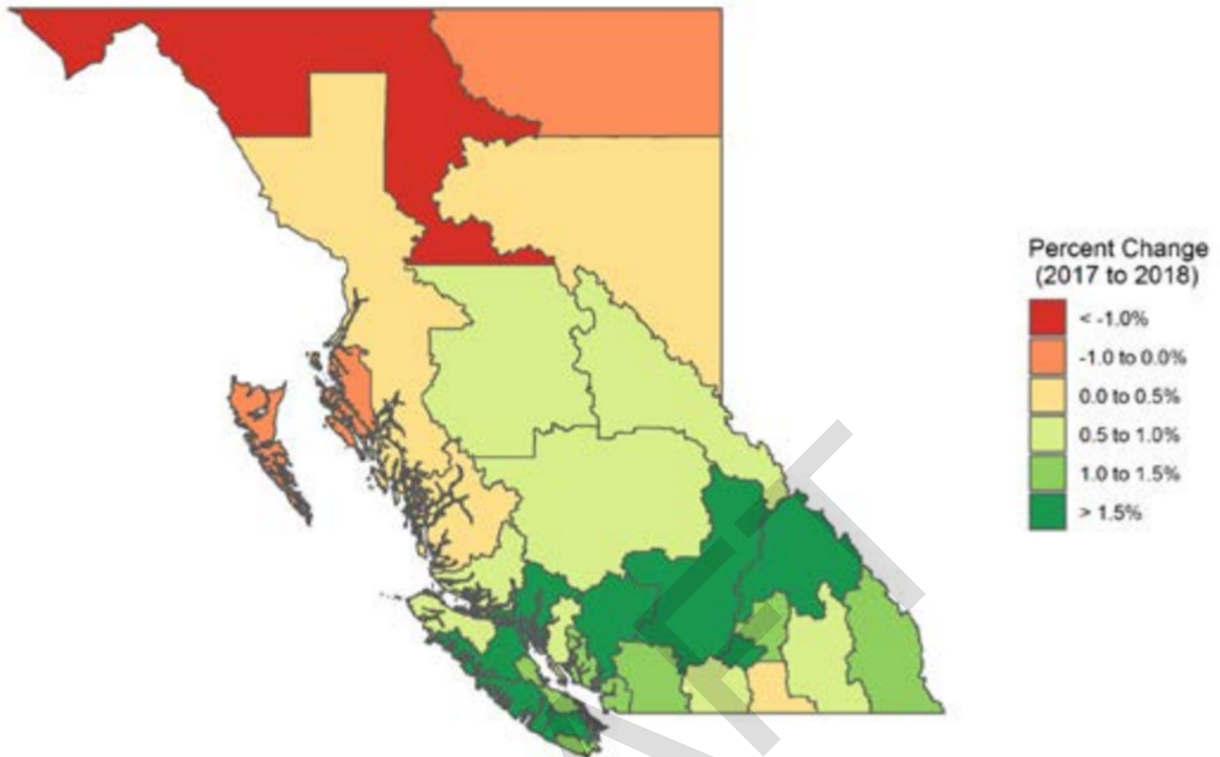
Classroom Student Capacity:

- Kindergarten – 20 pupils per classroom
- Elementary – 25 pupils per classroom
- Middle & Secondary – 25 pupils per classroom and vocational module.

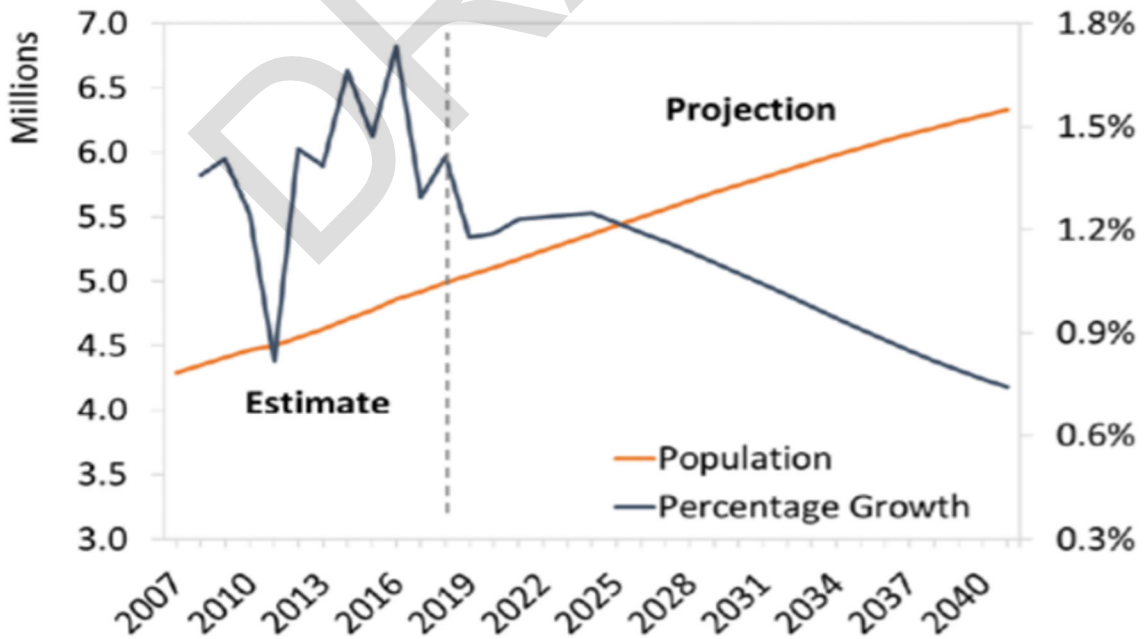
Participation Rate

The proportion of the underlying catchment area population that actually attend the associated school in the regular program.

Appendix B – Provincial Population Trends



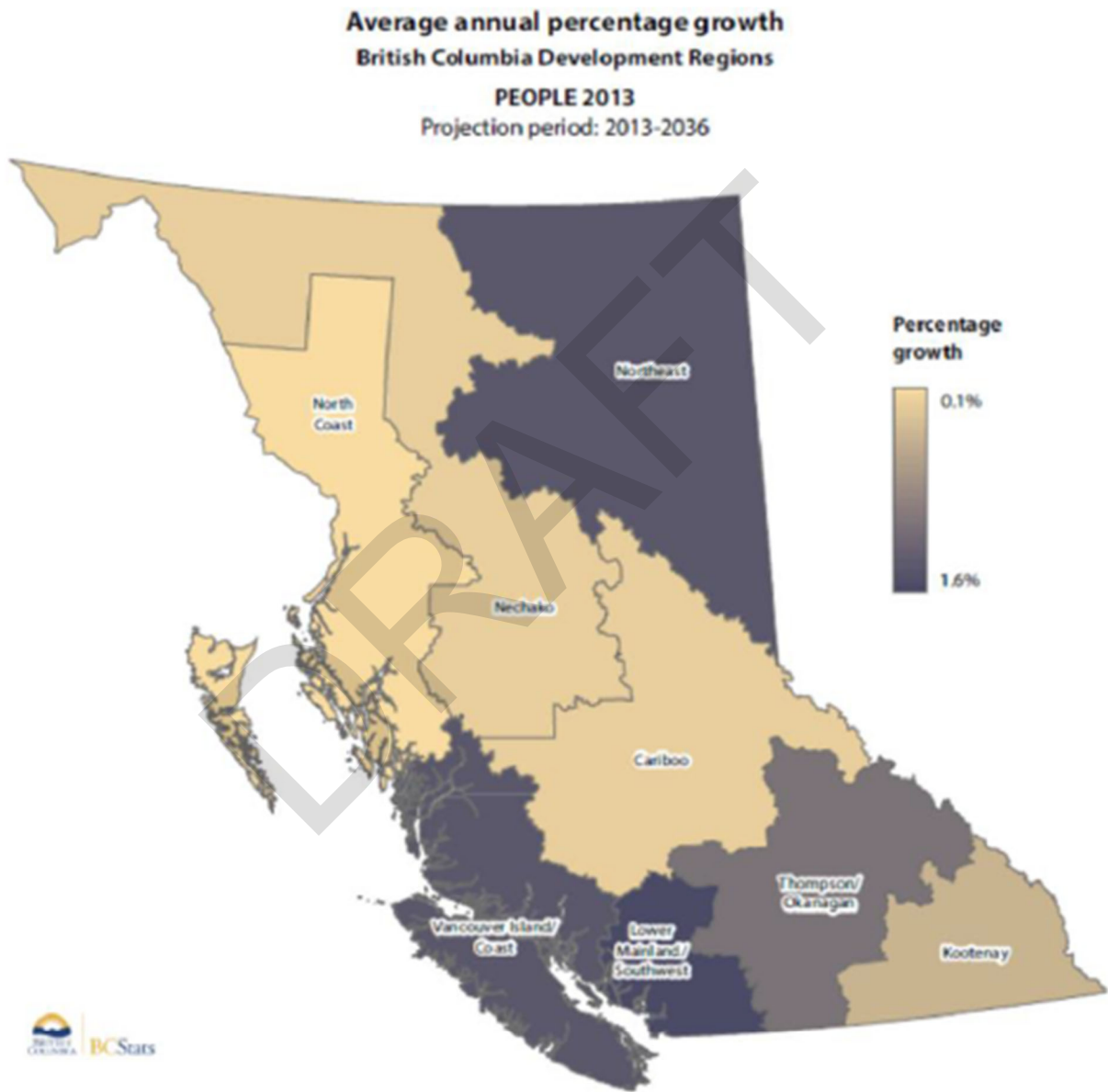
BRITISH COLUMBIA POPULATION ESTIMATE AND PROJECTION



Source: BC Stats; Statistics Canada

PROVINCIAL GROWTH TRENDS

BC Stats prepares population projections by forecasting births, deaths and migration. These projections are updated annually and are based on the most recent trends for each area in the province and modified to account for known future changes. Although many areas of the province are projected to see continued growth from 1% to 1.5% in the next 20 years, the East Kootenay region has been projected to grow by only .3 to .4%

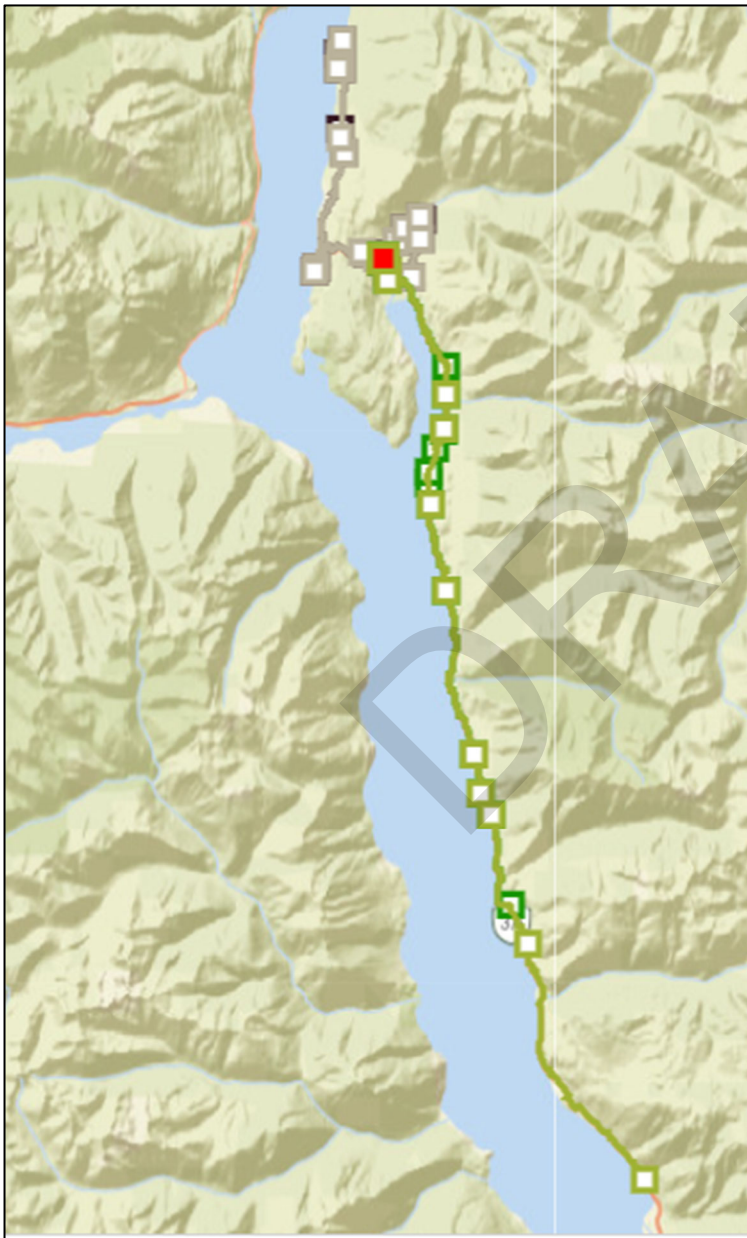


Data/Map Source: BC Stats, January 2016

Appendix C – Transportation Routes in each Family of Schools

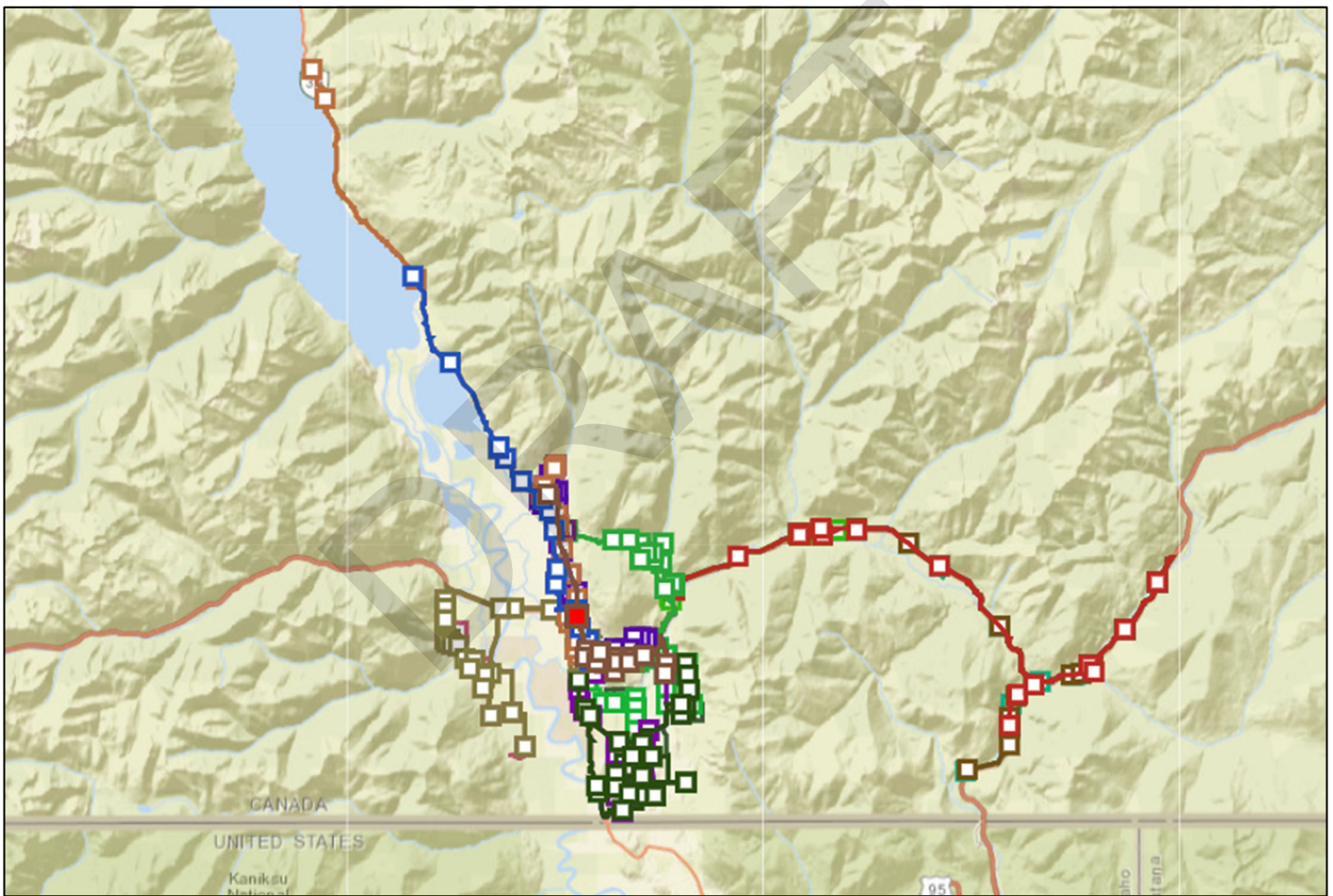
Crawford Bay Family of Schools – 2 bus routes

School	Registered Student riders
CBESS	57



Creston Family of Schools – 9 bus routes

School	Registered Student riders
Adam Roberston	174
Canyon-Lister	100
Erickson	120
Homelinks	9
PCSS	137
Wildflower	15
Total	555



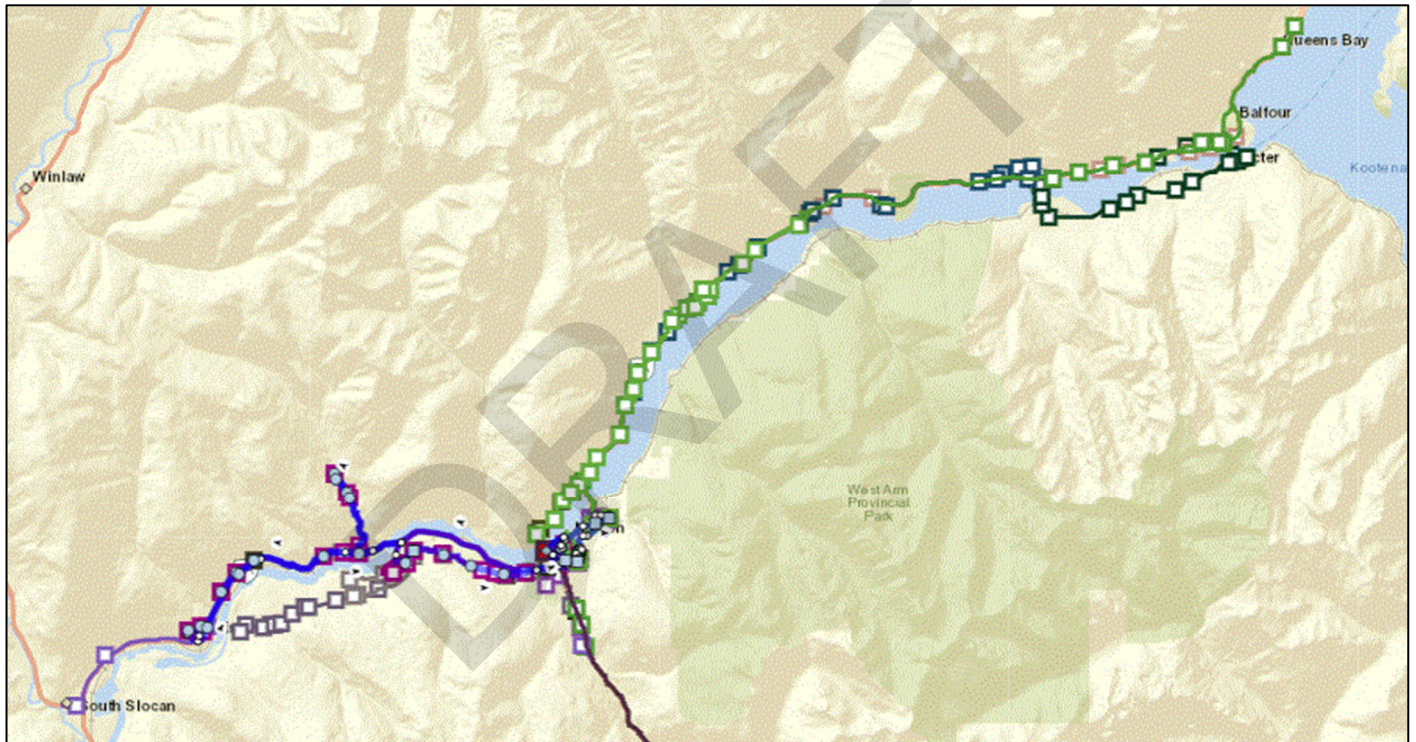
Kaslo Family of Schools - 2 Bus routes

School	Registered Student Riders
J.V. Humphries	88
Jewett	6
Total	94



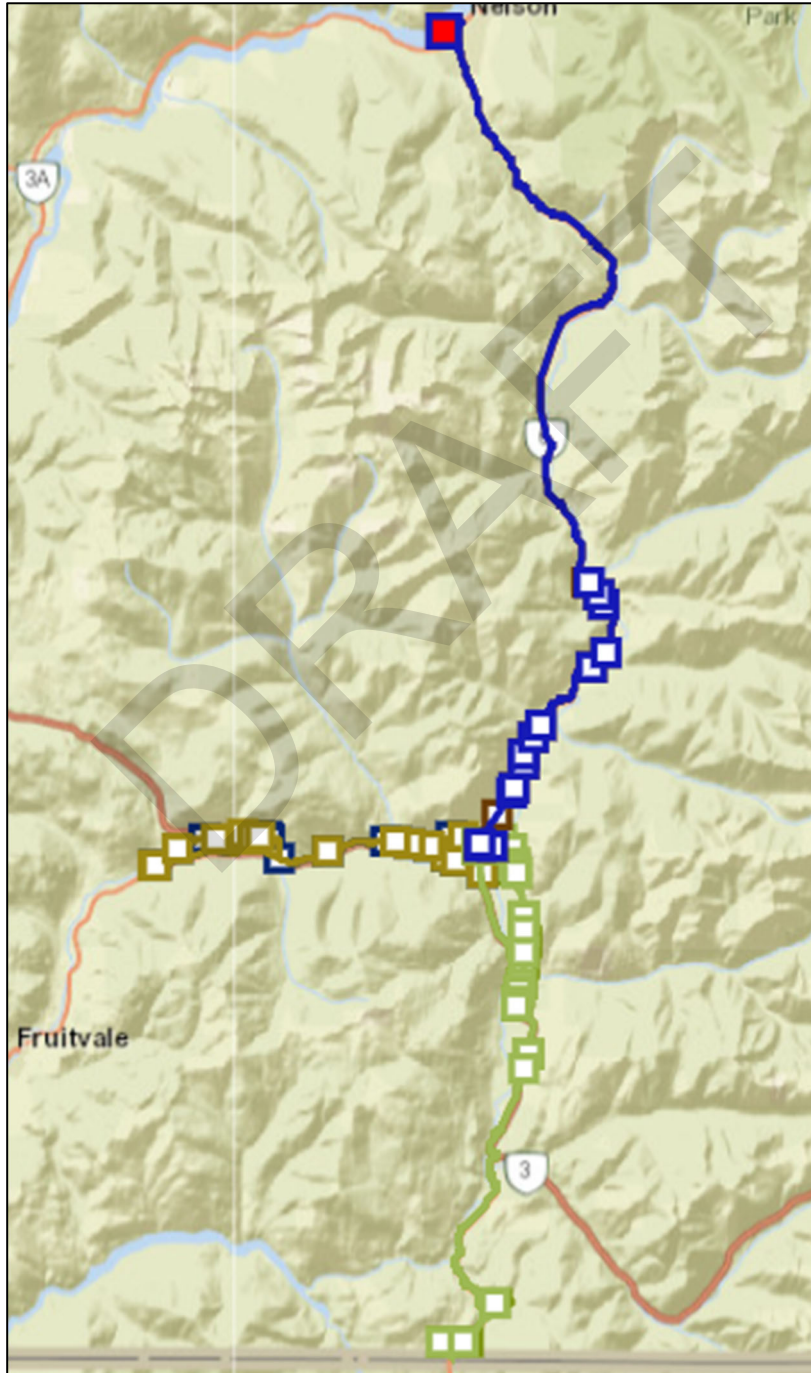
Nelson Family of Schools - 11 Bus routes

School	Registered Student riders
Blewett	88
Hume	54
L.V. Rogers	265
Redfish	96
South Nelson	23
Trafalgar	186
Wildflower	52
Total	764



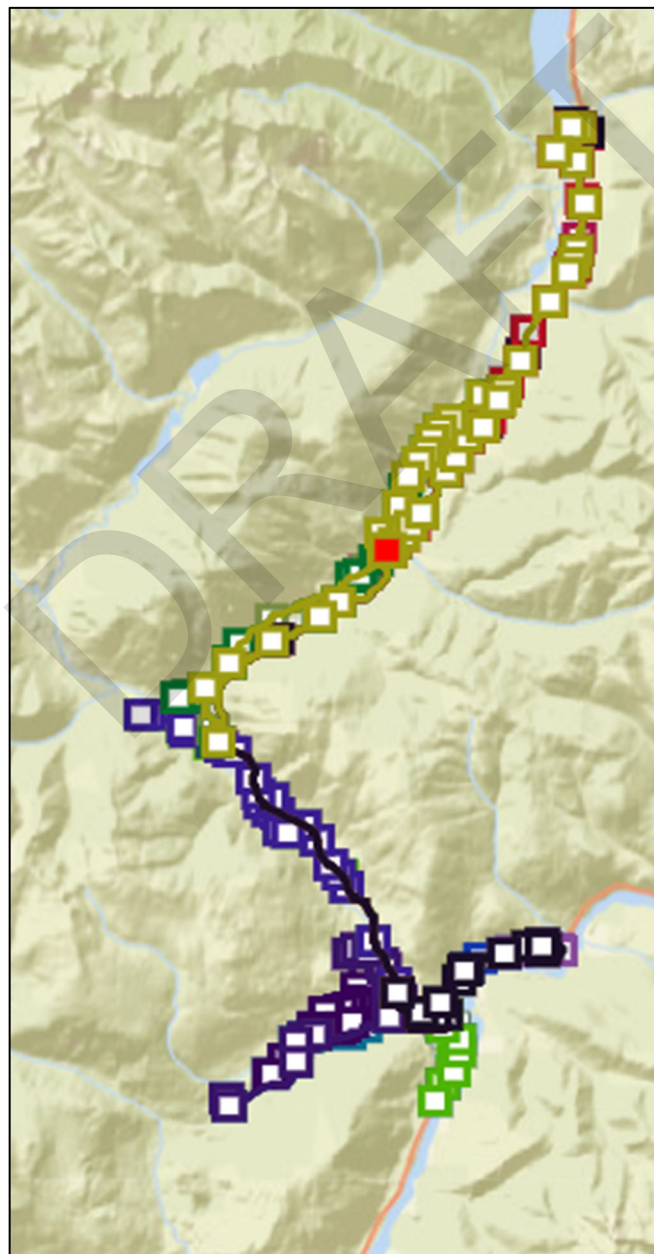
Salmo Family of Schools - 3 Bus routes

School	Registered Student riders
Salmo Elementary	56
Salmo Secondary	60
Total	116



Slocan Valley Family of Schools - 7 Bus routes

School	Registered Student riders
Brent Kennedy	163
Mt. Sentinel	224
Sequoia	4
W.E. Graham	35
Winlaw	50
Total	476



Appendix D – Major Capital Projects Listing

2020-2021 Capital Plan Request Summary

The following table shows some of the projects for which the District has recently applied for Ministry of Education Annual Capital Grants:

Program Name	Project Priority	Facility or Project Name	Project Description	Estimate
Addition	1	Salmo Secondary	Reconfigure, add seats.	\$4,010,000.00
BEP	1	Central	Replacement of Windows & Doors past useful life.	\$600,000.00
SEP	2	Salmo Secondary	Upgrade shop dust collection system.	\$325,000.00
SEP	3	Central	Upgrade of ventilation and plumbing systems.	\$525,000.00
SEP	4	28 SD8 Sites	Upgrade automated systems – standardize systems and upgrade to current standards. VFA req ID# used is LVR – 65197.	\$550,000.00
SEP	5	Central	Install sprinkler system.	\$400,000.00
SEP	6	Erickson Elementary	Install retaining wall to increase property use.	\$450,000.00
SEP	7	Trafalgar Middle	Replace failing retaining wall.	\$300,000.00
SEP	8	Trafalgar Middle	Replace electrical distribution equipment.	\$550,000.00
SEP	9	Mt. Sentinel	Upgrade shop dust collection system.	\$300,000.00
SEP	4	Winlaw	Well replacement.	\$75,000.00
CNCP	1	Prince Charles Secondary	Mechanical upgrade.	\$1,377,000.00
CNCP	2	Mt. Sentinel	Mechanical upgrade.	\$244,000.00
CNCP	3	Hume Elementary	Mechanical upgrade.	\$402,000.00
PEP	1	Adam Robertson	New playground.	
PEP	2	Canyon-Lister Elementary	New playground.	
PEP	3	Central/Wildflower	New playground.	
Total				\$10,108,000

Appendix E – Surplus Properties

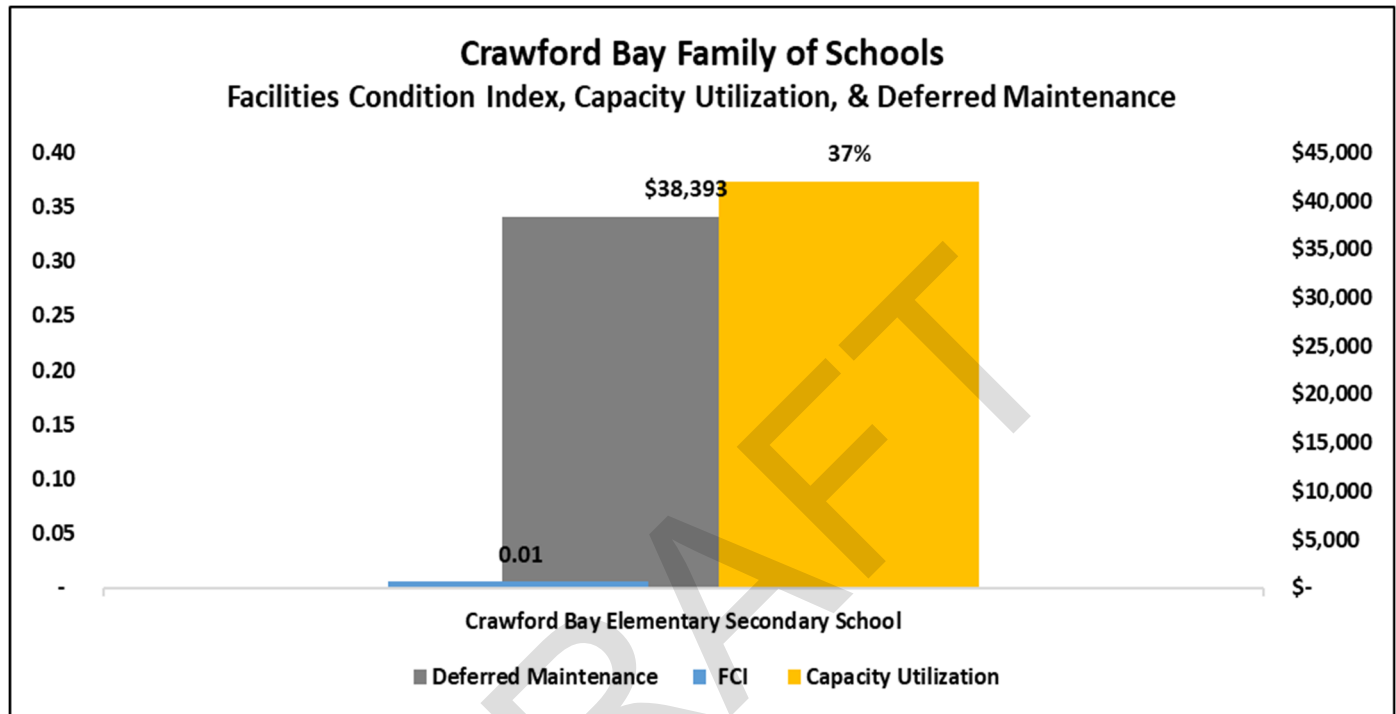
Surplus properties not in use, or not projected to be needed for use by the Board, are under consideration for sale.

The proceeds from the sale of any of these properties would be earmarked to help pay for the capital projects needed at many District schools, as described in this LRFP, under the Board’s Capital Operations Plan (Capital Budgets).

Property Interest	Location	Status
School Board Office, 570 Johnstone Rd	Nelson, BC	Sold – February 2021
Former AI Collinson Elementary	Nelson, BC	Leased
Former Gordon Sargent Elementary	Nelson, BC	Leased
Kin Park	Creston, BC	N/A
Tennis Courts & Pool Land	Salmo, BC	N/A
Ymir Land	Ymir, BC	To be Sold
Yahk Elementary	Yahk, BC	To be Sold
Retallack Land	Retallack, BC	To be Sold

Appendix F.1 - Crawford Bay Family of Schools Facilities

F.1.1 Crawford Bay Family of Schools FCI, Utilization & Deferred Maintenance



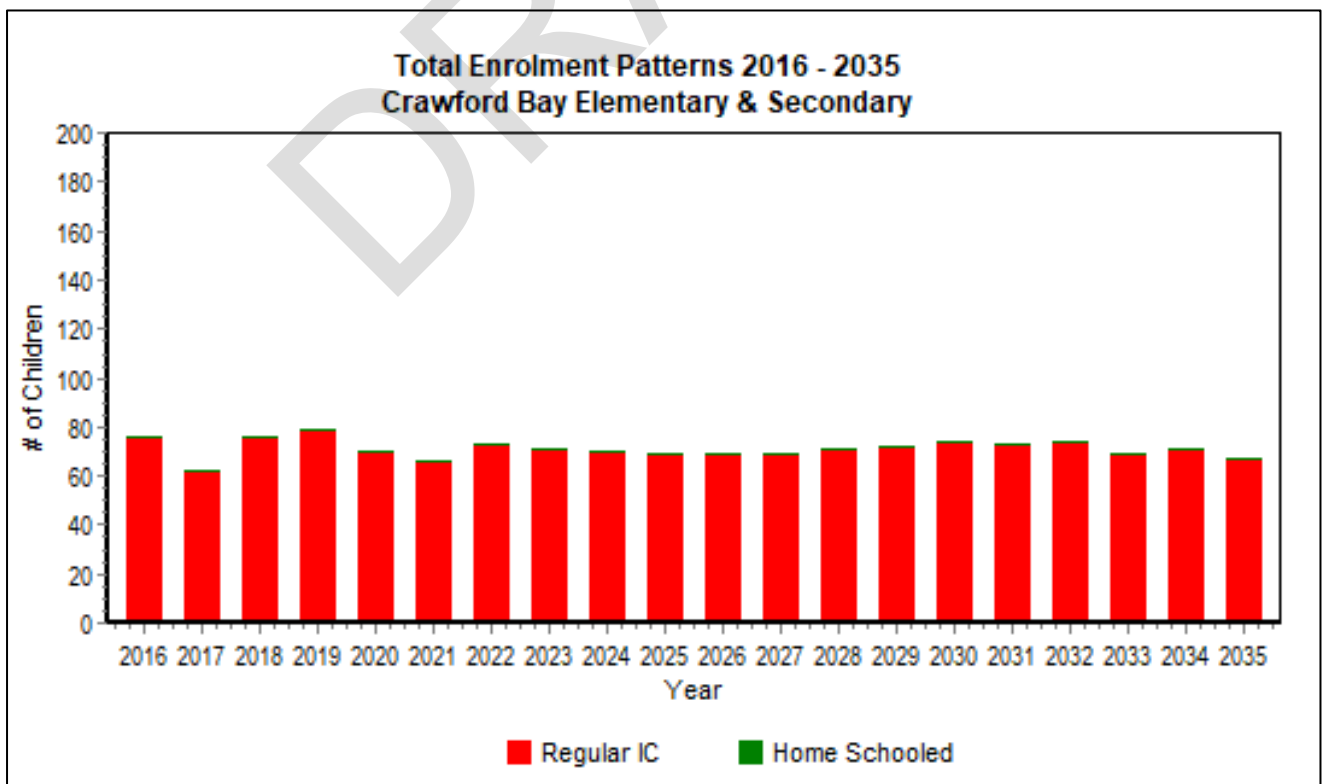
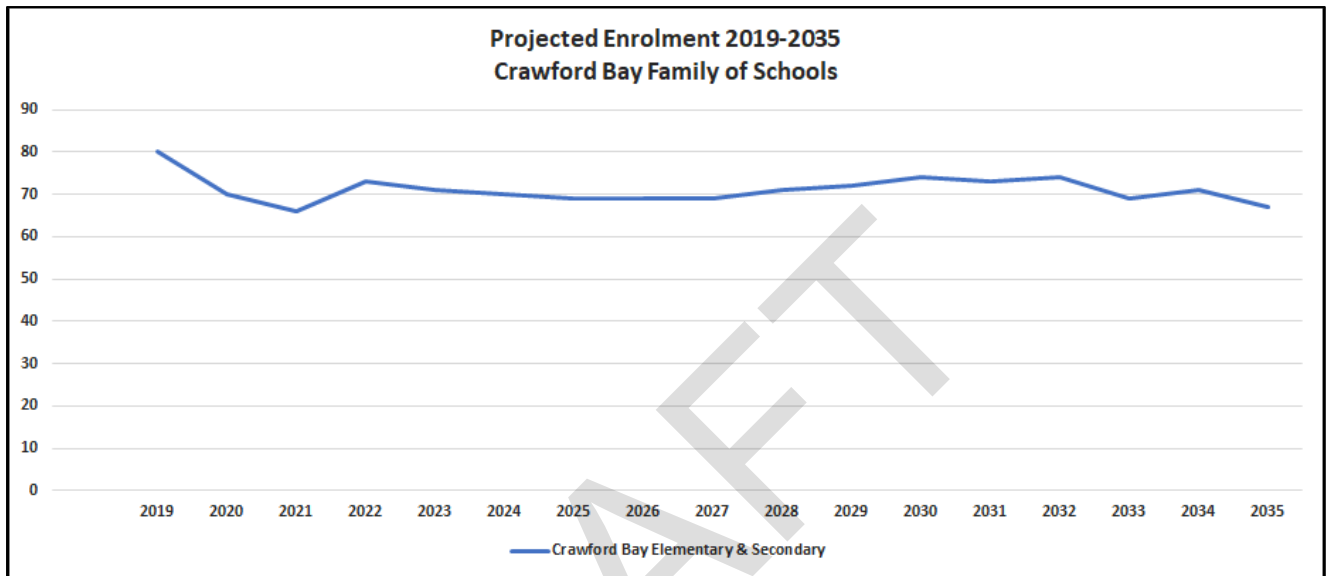
F.1.2 Crawford Bay Elementary Secondary School School Facilities Information Summary

- Location: Crawford Bay
- Built: 2009
- Operating Capacity: 182
- Total Student Headcount = 68
- Total Student Enrolment (FTE) = 69
 - Elementary = 46
 - Secondary = 23
- Building Metrics:
- Capacity Utilization: 37%
- Facilities Condition Index: 0.01
- Deferred Maintenance: \$38 K



F.1.3 - Crawford Bay Elementary Secondary School Enrolment Projection

Crawford Bay Family of Schools - Enrolment Projection



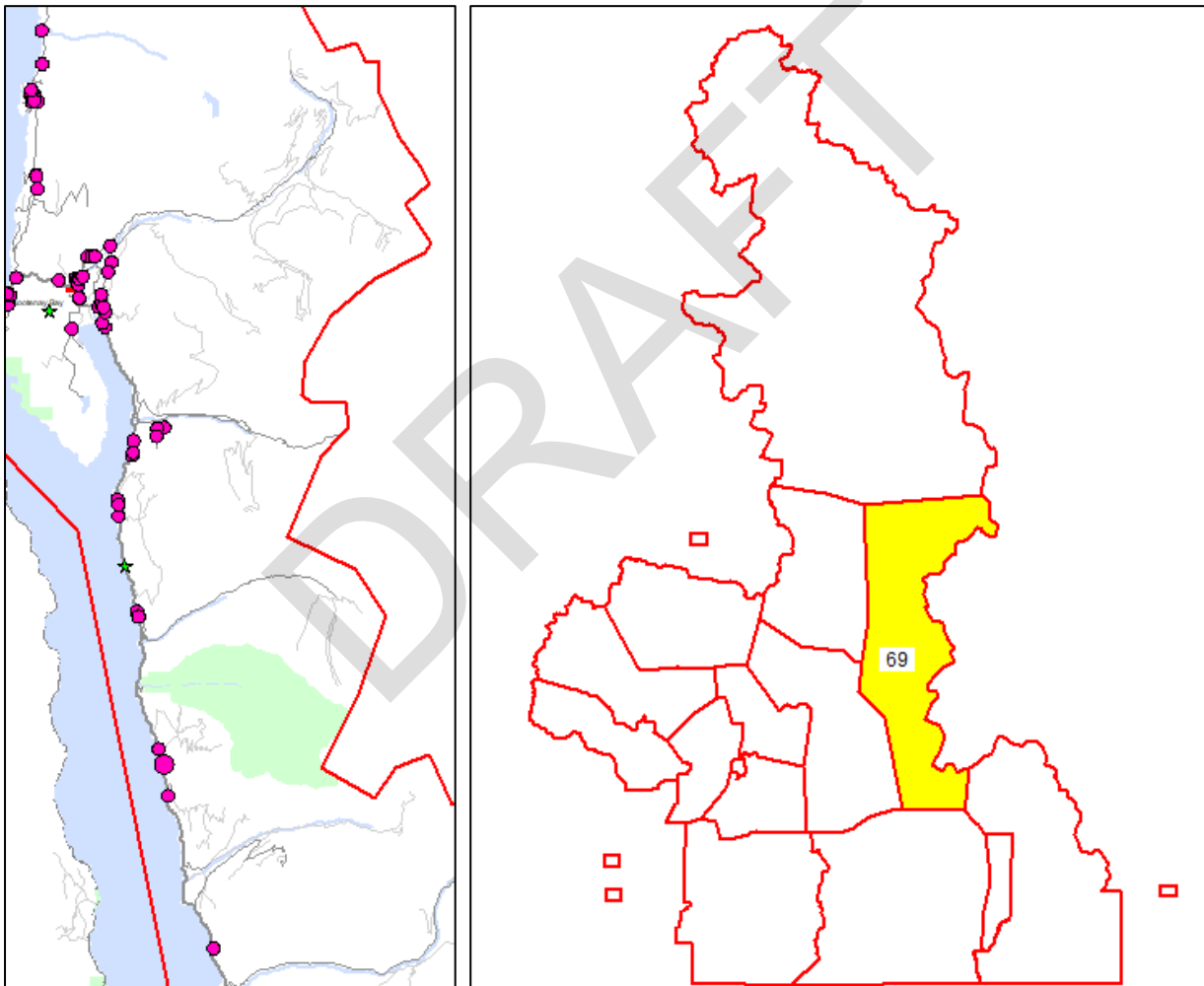
F.1.4 - Crawford Bay Elementary Secondary School

Participation Rates

- Approximately 113 Youth Aged Population in Catchment as at September 30, 2020 (109 in 2019, 107 in 2018), of which:
 - 69 youth go to Crawford Bay ESS
 - 23 attend other District schools
- No out-of-catchment students
- Participation Rate at SD8 is approximately 80% of Catchment Youth Population

F.1.5 - Crawford Bay Elementary Secondary School

Students by Catchment



F.1.6 - Crawford Bay Elementary Secondary School Facilities Plan Consultation Feedback

2021 Facilities Plan Consultation Questions & Feedback

At a Crawford Bay Family of School Facilities Consultation meeting on February 23, 2021, a range of facilities planning issues were presented and discussed, including the following:

- Amount of water: is it possible to activate an access point in Crawford Creek? Is there still a challenge? Is it worth pursuing? **Response:** SD8 has two licenses on Crawford Creek, and a survey for access through the former property. No additional water is needed at this time, but it would be good to have redundancy and is a possibility for future if needed.
- Will it be possible to create a barrier between the gym and workout room? Yes, various options are available and we are looking into something that won't be damaged by weight below.

2020 Facilities Plan Consultation Feedback (2019-2030 Facilities Plan)

What is working well?

- Warm, inviting school, natural light, welcoming, comfortable
- Community involvement & sharing facilities - school is a hub, space enjoyed by student/parents/seniors, community volunteers, mentorship program, fitness centre, pre-school area, office spaces, community meeting rooms
- Hot lunch program
- Cross-enrolment. Ability to transfer to LVR and still graduate from CBESS.
- Scholarship opportunities
- Drama/theatre space - local performances
- Great playground, lab, woodworking shop, kitchen, food rooms
- Large gymnasium - evening volleyball games, martial arts classes
- Adult classes through Selkirk College

What could you let go of?

- Online courses (e.g. pre-calculus 10) - challenging to be motivated/focused, difficult to get appropriate support, could be done in a more effective way
- Gym roof designed poorly & balls get stuck up there, need to call in someone with a lift to get them down
- Gym maintenance ground floor door doesn't seal very well & cold air blows in
- Need a better field, no topsoil
- Exterior siding done wrong, not staggered
- Higher level sciences not offered
- Better DL/DESK programs

What are your DREAMS?

- Complete offering of high school science and math courses - actual teachers rather than online
- Satellite Selkirk College offering
- More students, encourage higher enrolment
- Integration of youth group spaces, community library, public spaces
- Niche focused education. Specialty in outdoor education/farming/outdoor activities/environmental science. Attract international students as well.
- Make use of outdoor space - proper track & field set-up, long jump pit, outdoor classroom, outdoor basketball court, tennis court, grass on the field so it's usable,
- Pool, squash park
- Water bottle refill station
- More funding for more education
- More heaters - school cold in mornings & throughout the day
- Updated first aid room
- Kootenays on the forefront of alternative ways of learning - self-designed programs, project oriented, outdoor driven, programming that makes emotional, spiritual learning a priority, educational system that rivals Finland.

What resources would be needed for your DREAMS?

- More funding
- Higher enrolment, we are under 50% capacity
- More separate classrooms - homework block room also the socials room, & sometimes homework block placed in the library
- More teachers
- Outdoor education spaces
- Better field, outdoor track & hurdles
- Fast & reliable internet
- Smalls schools join together for larger education experiences
- Advertise, shout it out
- Continued support for mentorship program

Appendix F.2 - Creston Family of Schools Facilities

F.2.2 - Creston Family of Schools

Facilities, Student Enrolment and School Capacity Summaries

Seven Sites / Eight Buildings / Four Schools

Buildings for School Use

- Adam Robertson Elementary School
- Canyon Lister Elementary School
- Erickson Elementary School
- Prince Charles Secondary School
- Prince Charles Secondary Annex

Leases for School Use

- Compass Building Canyon Street - For Compass & YETI programs
- Creston Ed Centre - Homelinks
- Admin & Maintenance:
- Creston Maintenance Building
- Creston Maintenance Portable

Land & Other

- Yahk Elementary School Property
- Kin Park

Headcount & Operating Capacity

Total Headcount Enrolment in Creston Family of Schools

- 297 = Adam Robertson Elementary
- 127 = Canyon Lister Elementary
- 191 = Erickson Elementary
- 423 = Prince Charles Secondary
- 40 = Wildflower Creston
- **1,140 = Full-time Student Headcount**
- 178 = Homelinks Students
- **1,318 = Grand Total Student Headcount**

Operating Capacity in Creston Family of Schools

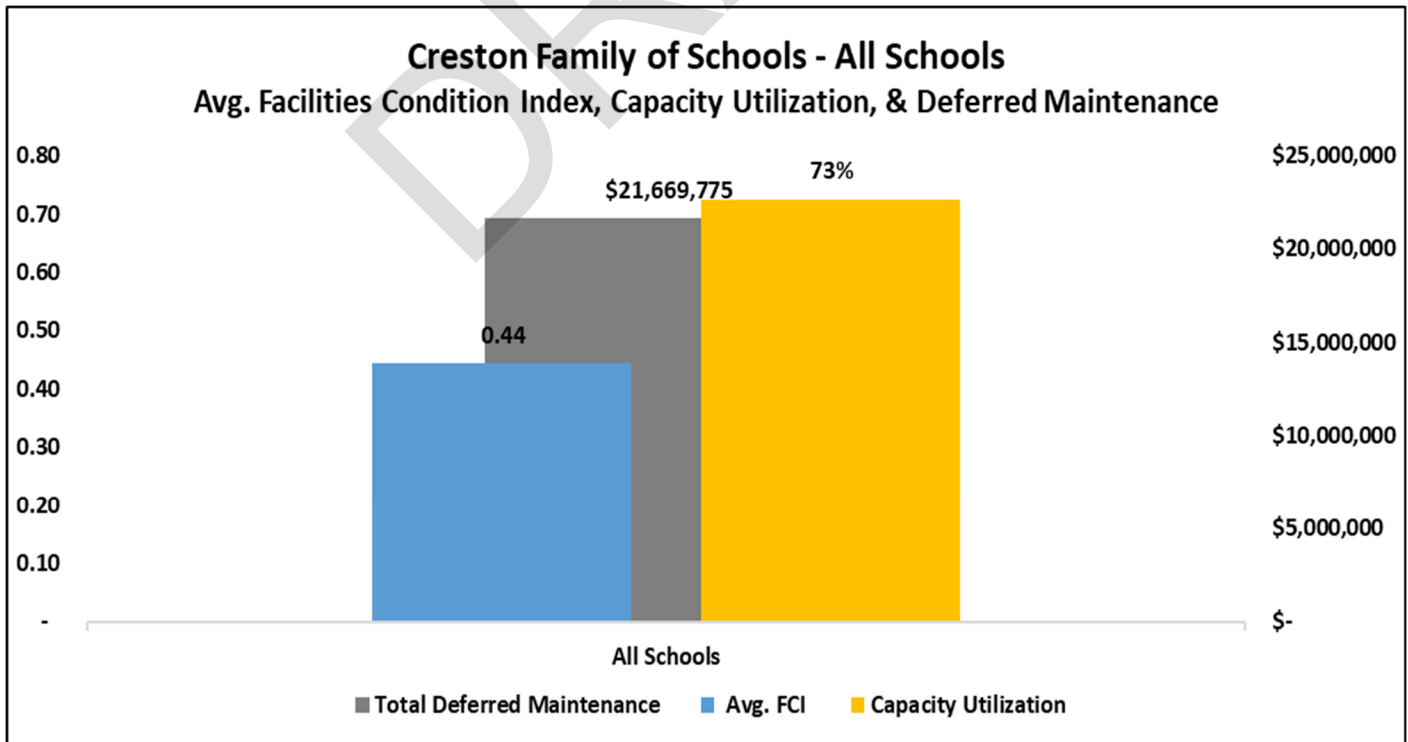
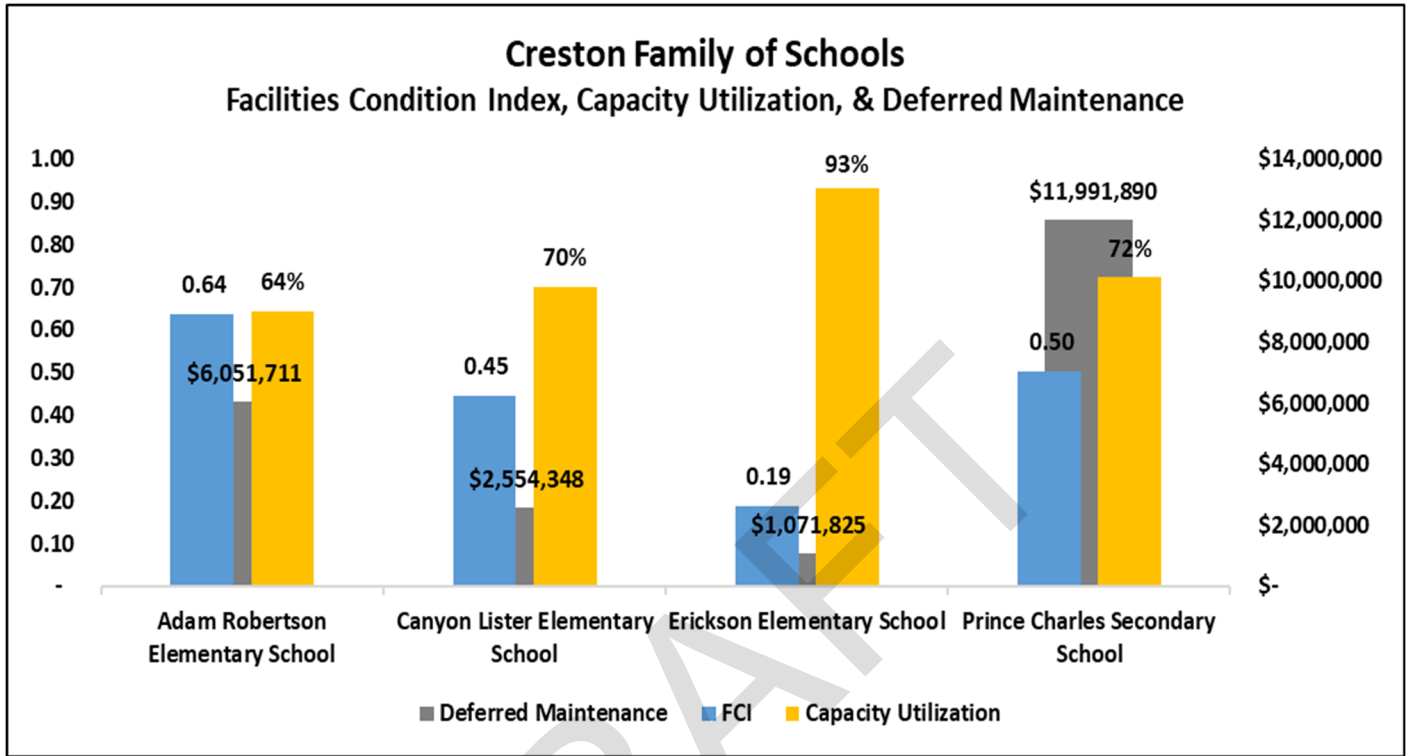
- 461 = Adam Robertson Elementary
- 181 = Canyon Lister Elementary
- 205 = Erickson Elementary
- 725 = Prince Charles Secondary
- **1,572 = Total Operating Capacity** (Does not include Leased Space for Homelinks in Creston Ed Centre)

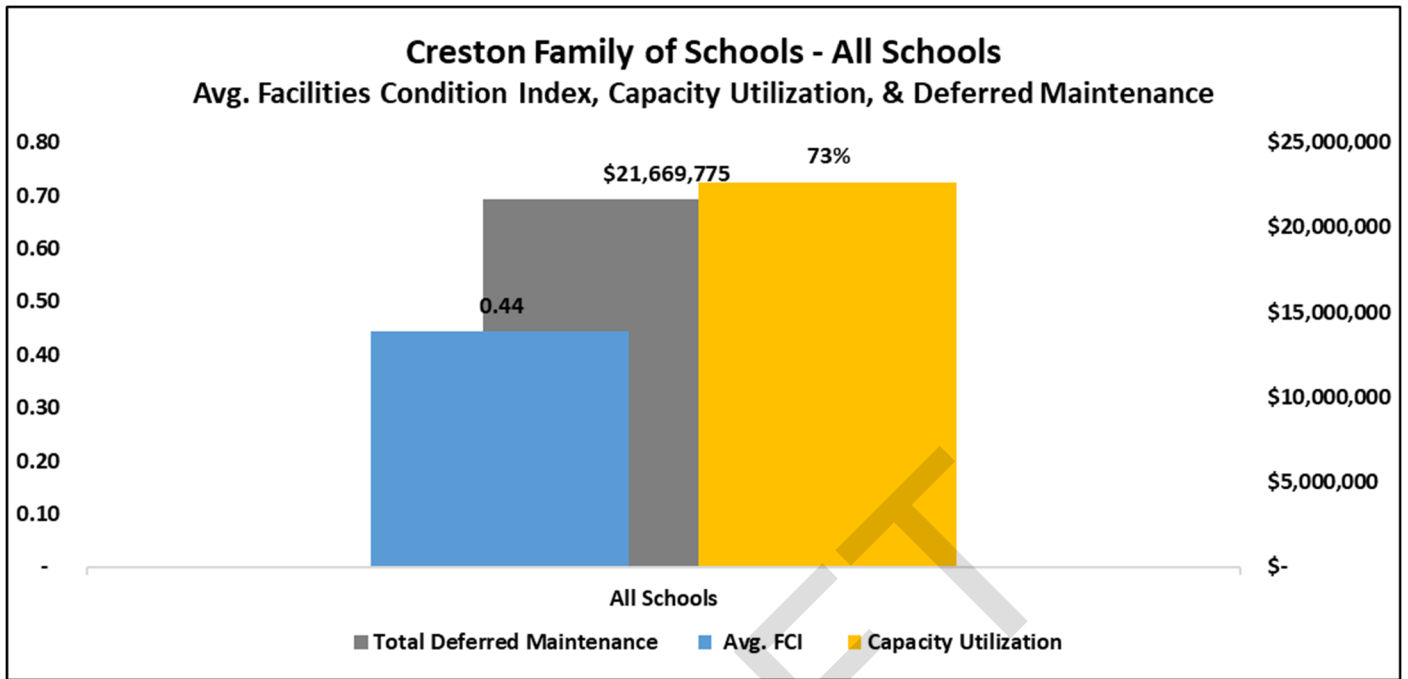
73% Capacity Utilization in Creston Family of Schools

- Full-Time Student Headcount / Operating Capacity

F.2.2 - Creston Family of Schools

Family of Schools FCI, Utilization & Deferred Maintenance Chart





DRAFT

F.2.3 - Creston Family of Schools

Schools Facilities Information Summaries

Adam Robertson Elementary School

- Location: Creston
- Built: 1938
- Operating Capacity: 461 (Prospective 364)
- Total Student Headcount/Enrolment = 297
 - Elementary = 297
- Building Metrics:
 - Capacity Utilization: 64% (82%)
 - Facilities Condition Index: 0.64
 - Deferred Maintenance: \$6 MM



Canyon Lister Elementary School

- Location: Canyon
- Built: 1961
- Operating Capacity: 181
- Total Student Headcount/Enrolment = 127
 - Elementary = 127
- Building Metrics:
 - Capacity Utilization: 70%
 - Facilities Condition Index: 0.45
 - Deferred Maintenance: \$2.6 MM



Erickson Elementary School

- Location: Erickson
- Built: 1996
- Operating Capacity: 205
- Total Student Headcount/Enrolment = 191
 - Elementary = 191
- Building Metrics:
 - Capacity Utilization: 93%
 - Facilities Condition Index: 0.19
 - Deferred Maintenance: \$1 MM



Prince Charles Secondary School

- Location: Creston
- Built: 1983
- Operating Capacity: 725
- Total Student Headcount = 525
- Total Student Enrolment (FTE) = 533
 - Wildflower
 - Elementary = 40
 - PCSS
 - Secondary = 493
- Building Metrics:
 - Capacity Utilization: 72%
 - Facilities Condition Index: 0.50
 - Deferred Maintenance: \$12 MM



Leased Buildings

PCSS Compass Building

- Lease for \$1/Year, expected to be renewed annually on cost-recovery terms.
- Programs:
 - Compass
 - YETI Outdoor Ed

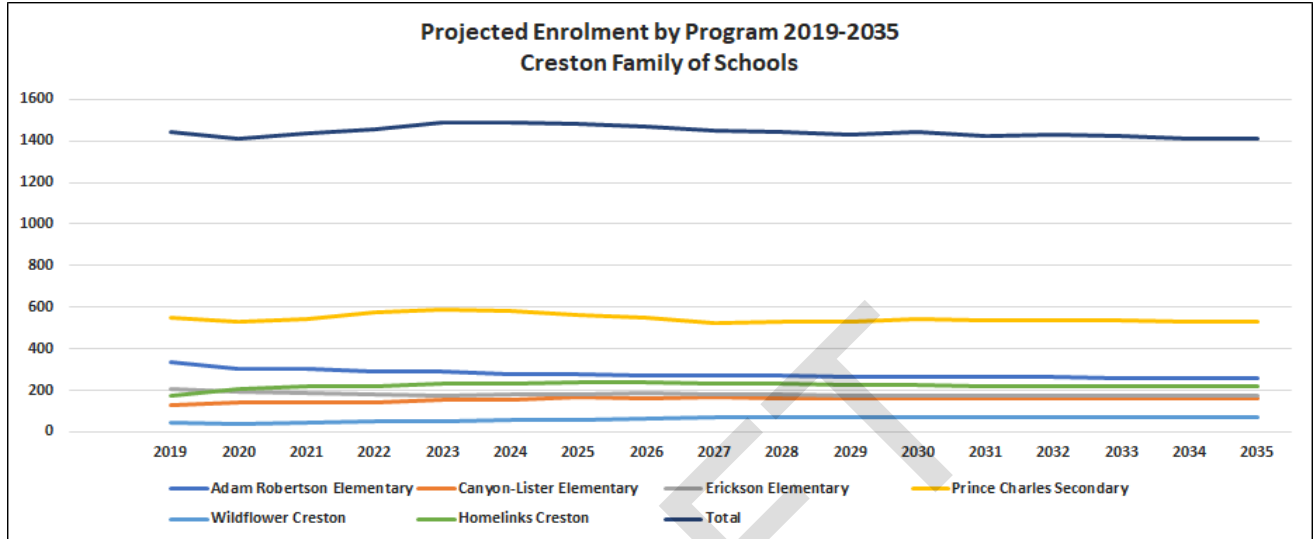
Creston Education Centre

- Lease for \$5/Year through to end of 2023, to be renewed thereafter.
- Creston HomeLinks Centre

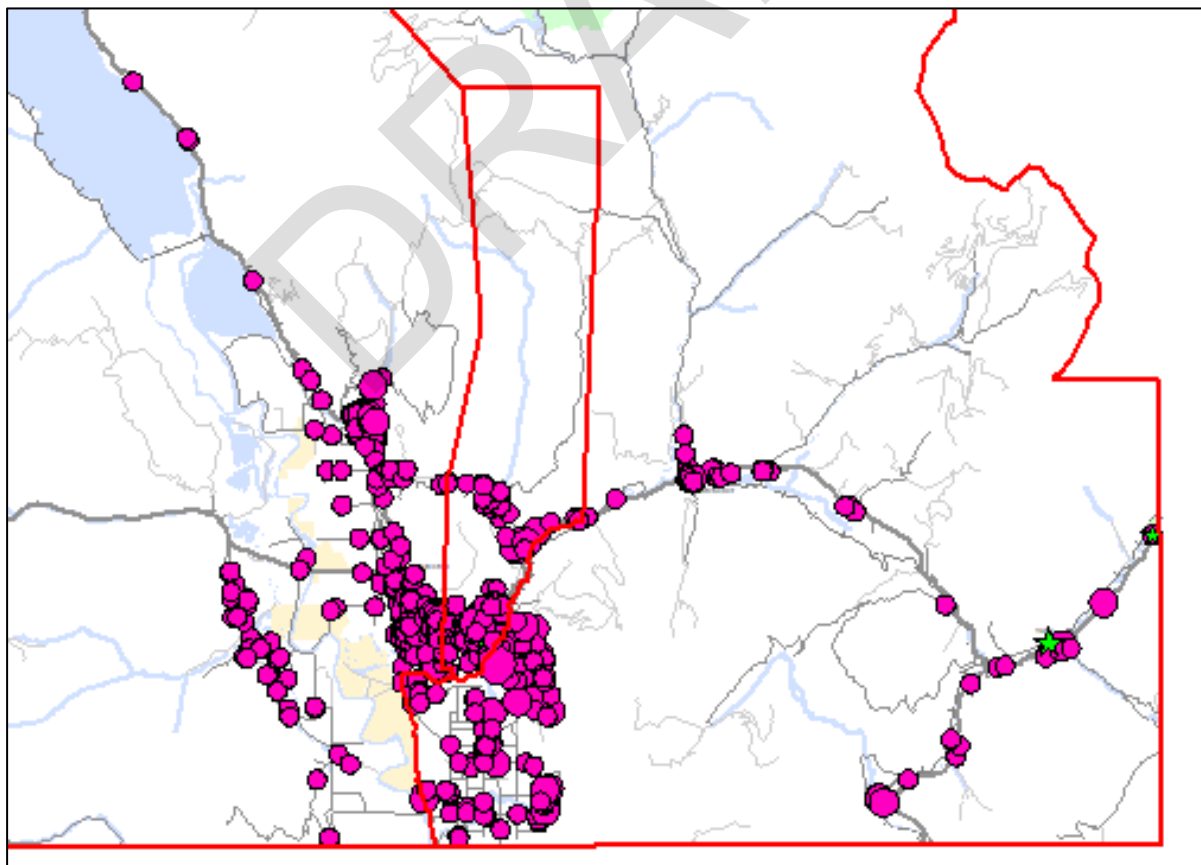


F.2.4 - Creston Family of Schools Student Population & Enrolment

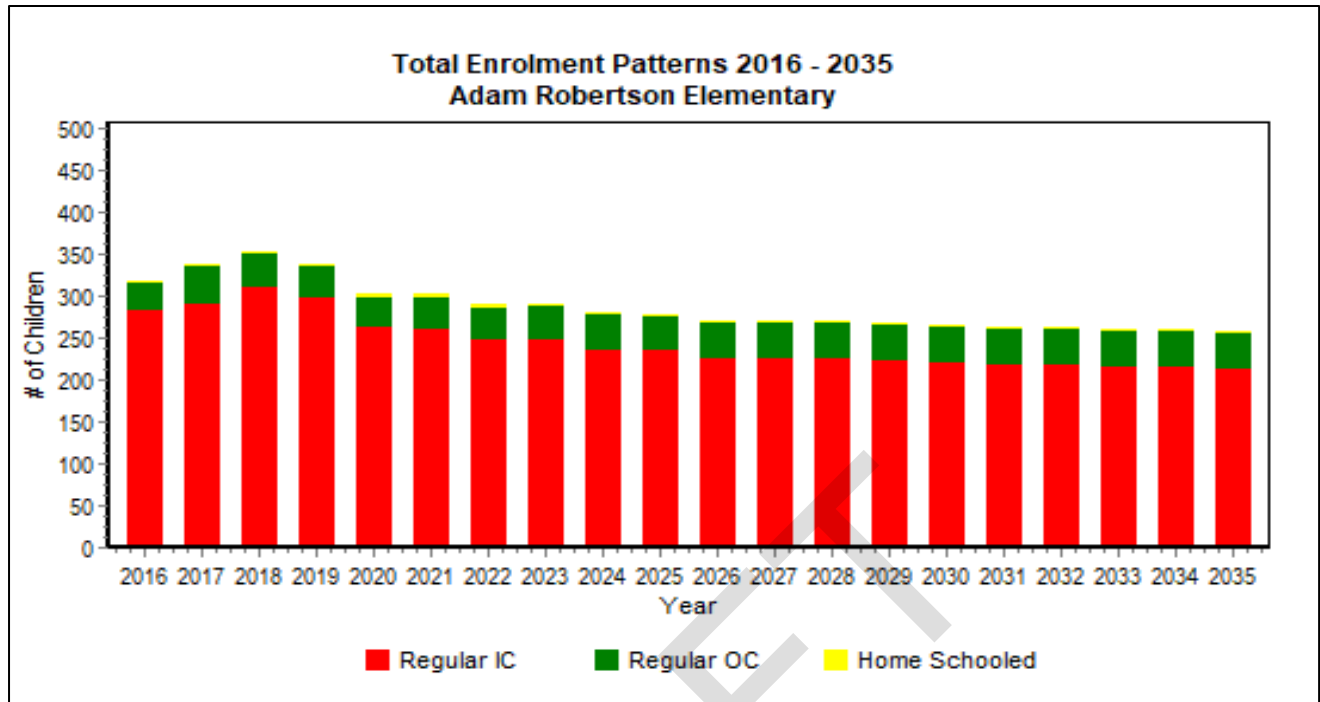
Creston Family of Schools - Enrolment Projection



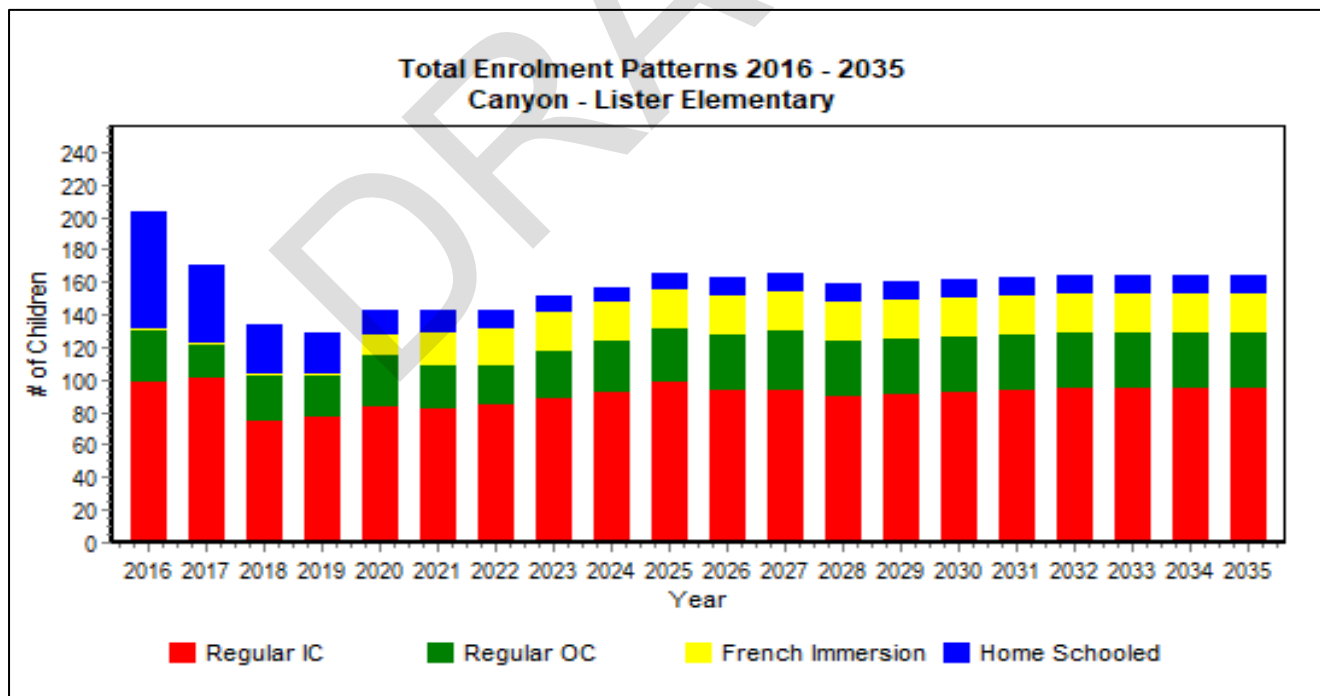
Creston Family of Schools Student Population Distribution



Adam Robertson Elementary School - Enrolment Projection

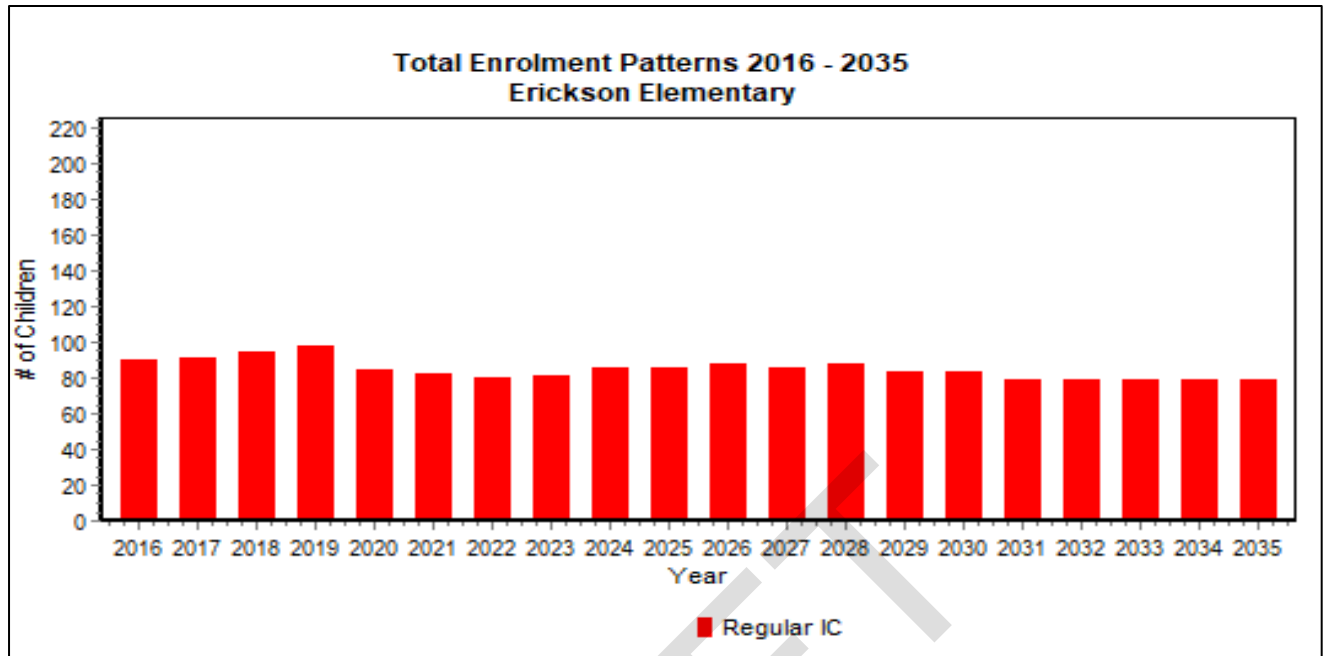


Canyon-Lister Elementary School - Enrolment Projection



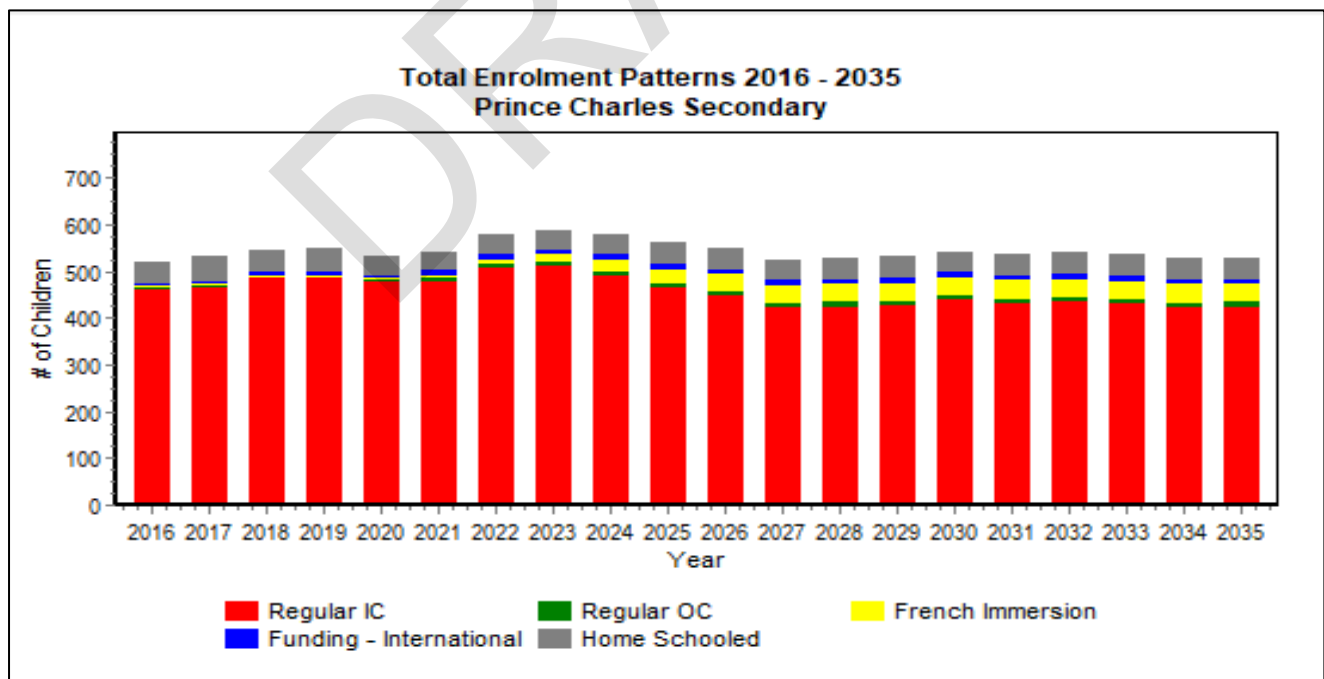
The total enrolment in the Home-School program has decreased significantly over the last 2 years, and the assumptions used in this projection result in enrolment in the program continuing to decrease over the next few years.

Erickson Elementary School - Enrolment Projection



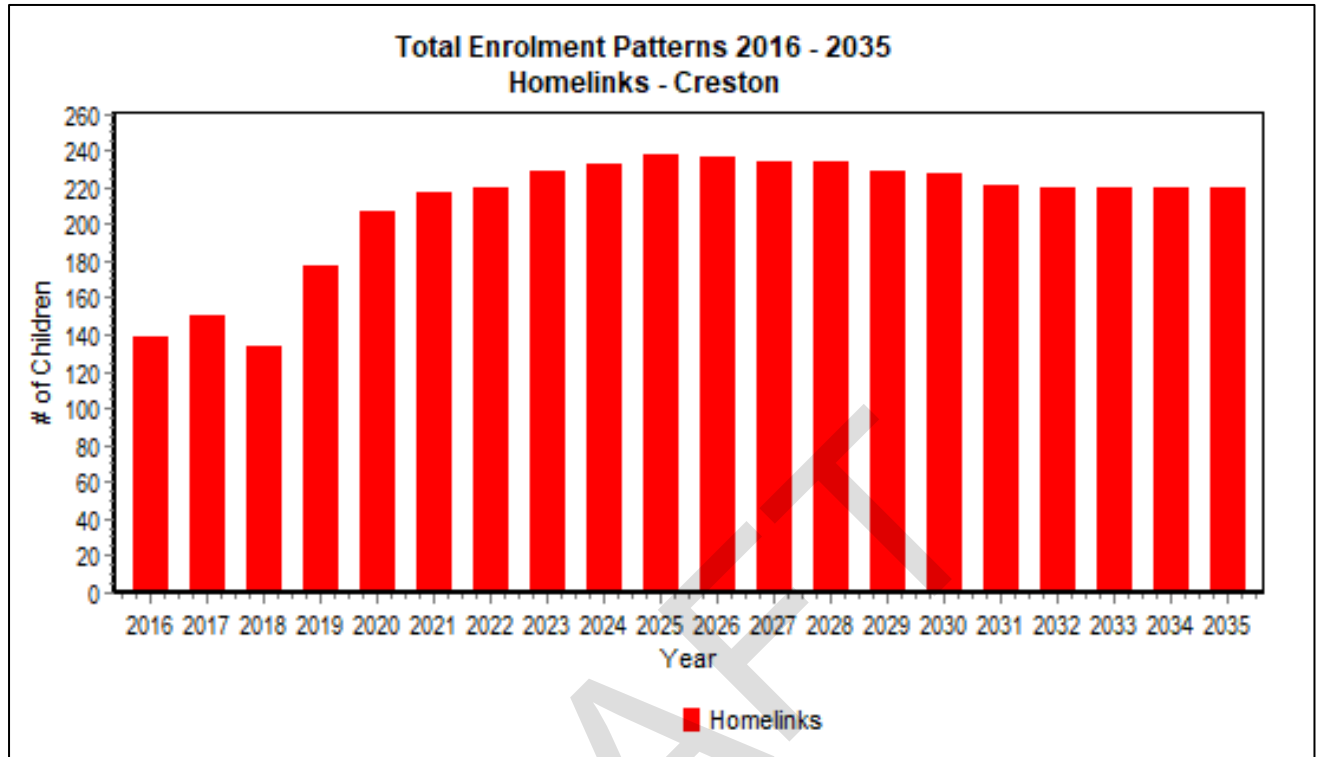
The Out of Catchment enrolments in the lower grades of this school are much smaller than in the upper grades. Over the next few years, the higher cohorts will begin to exit the school and the smaller cohorts will replace them. The overall result of this projection is that Out of Catchment enrolment will decrease significantly.

Prince Charles Secondary School - Enrolment Projection



Enrolment in the Home Schooled program at this PCSS has been projected significantly lower than the historic enrolment, due to the lower enrolment expected to feed in from the Home Schooled program at Canyon-Lister Elementary.

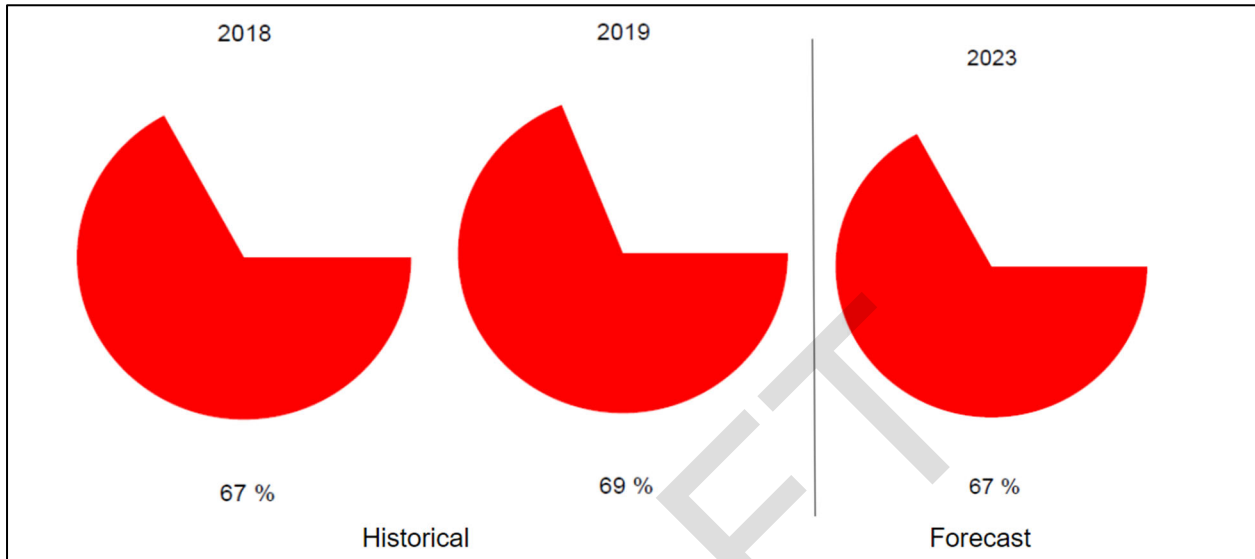
Homelinks - Enrolment Projection



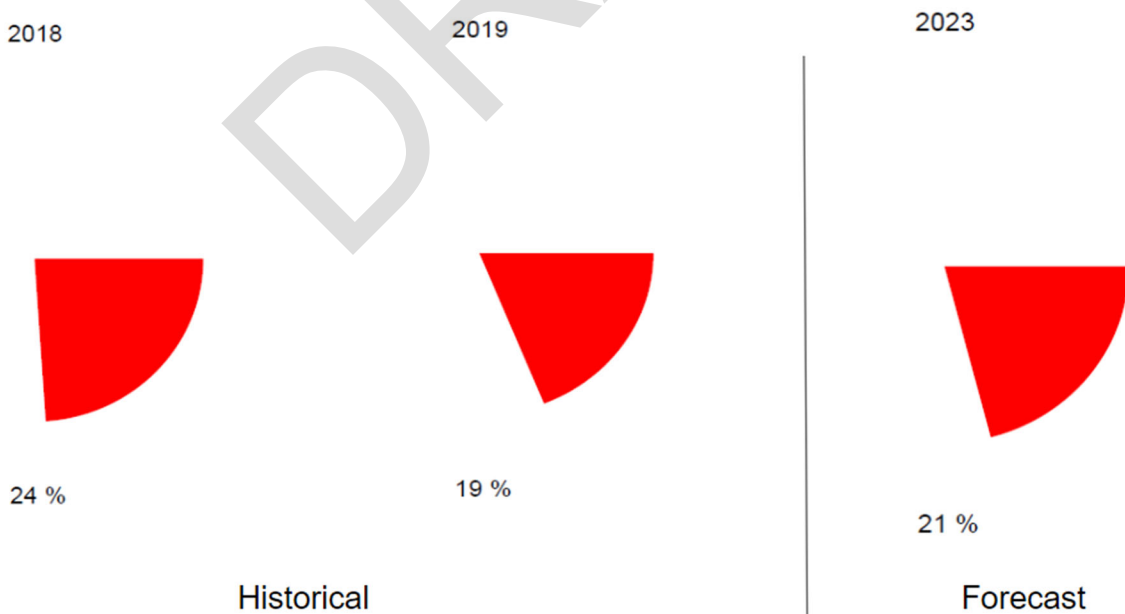
Roughly half the Creston Homelinks enrolment is elementary (K-7), and half secondary (8-12), with 63 Elementary and 66 Secondary students in 2019.

F.2.5 - Creston Family of Schools Participation Rates

Adam Robertson Elementary School - Participation Rates

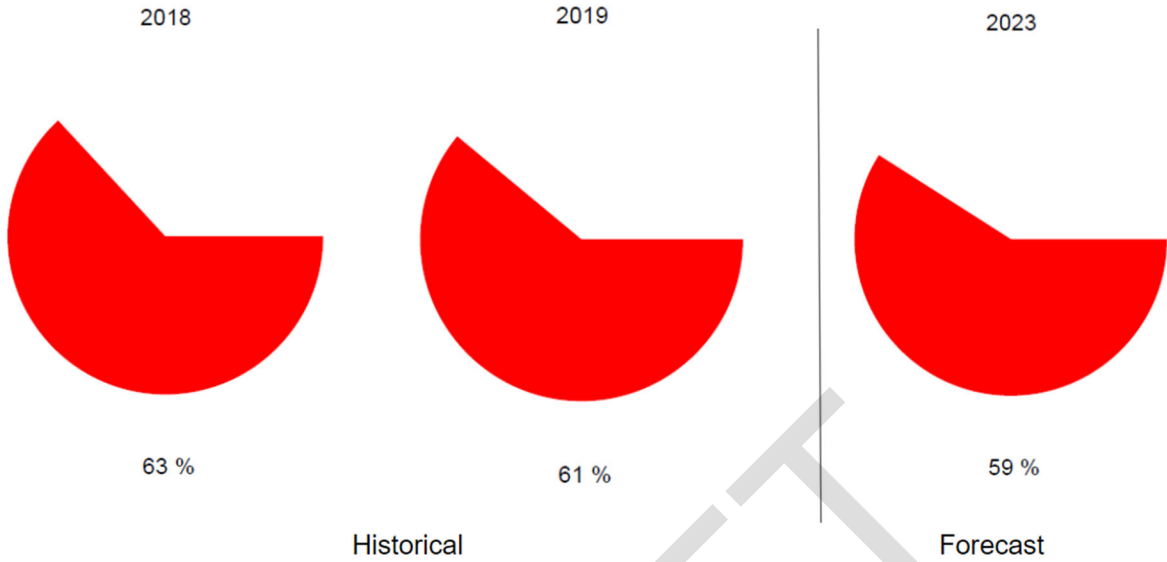


Canyon-Lister Elementary School - Participation Rates

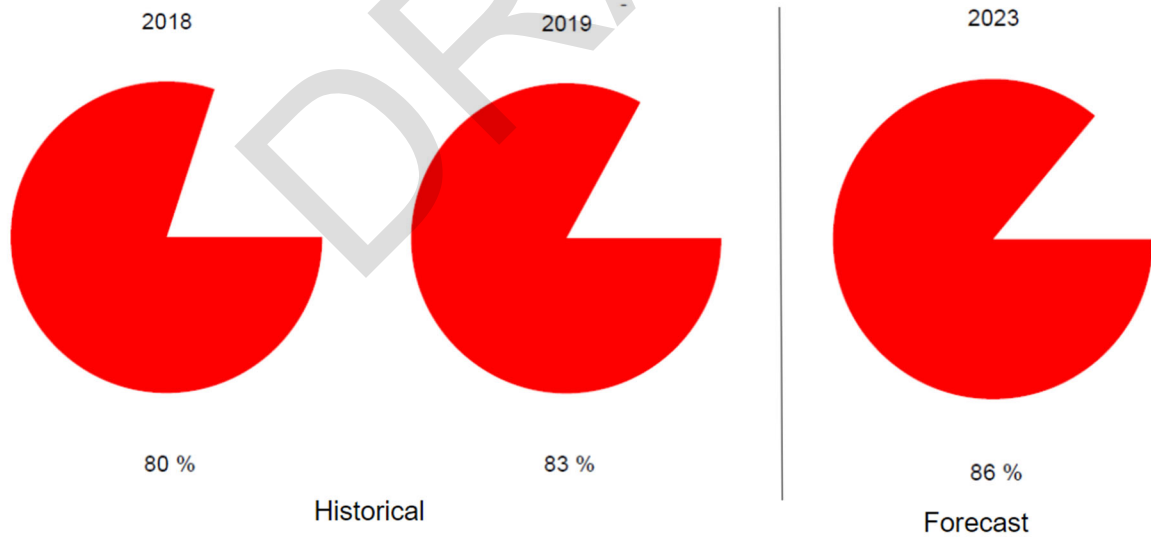


The overall Participation rate for this school decreased significantly this year, reflected by a decrease in the regular program In Catchment enrolment.

Erickson Elementary School - Participation Rates



Prince Charles Secondary School - Participation Rates

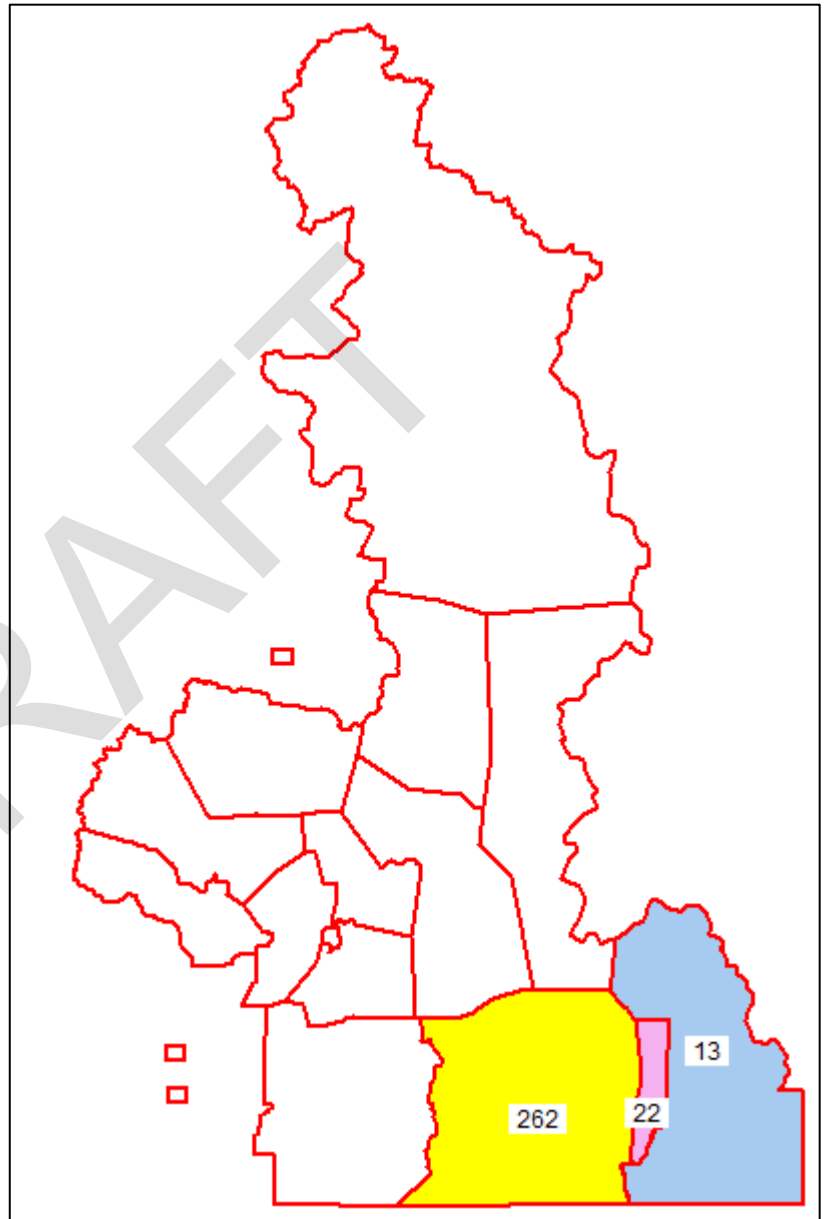


F.2.6 - Creston Family of Schools Enrolment by Catchments for Each School

Adam Robertson Elementary School - Students by Catchment

As at September 30, 2019:

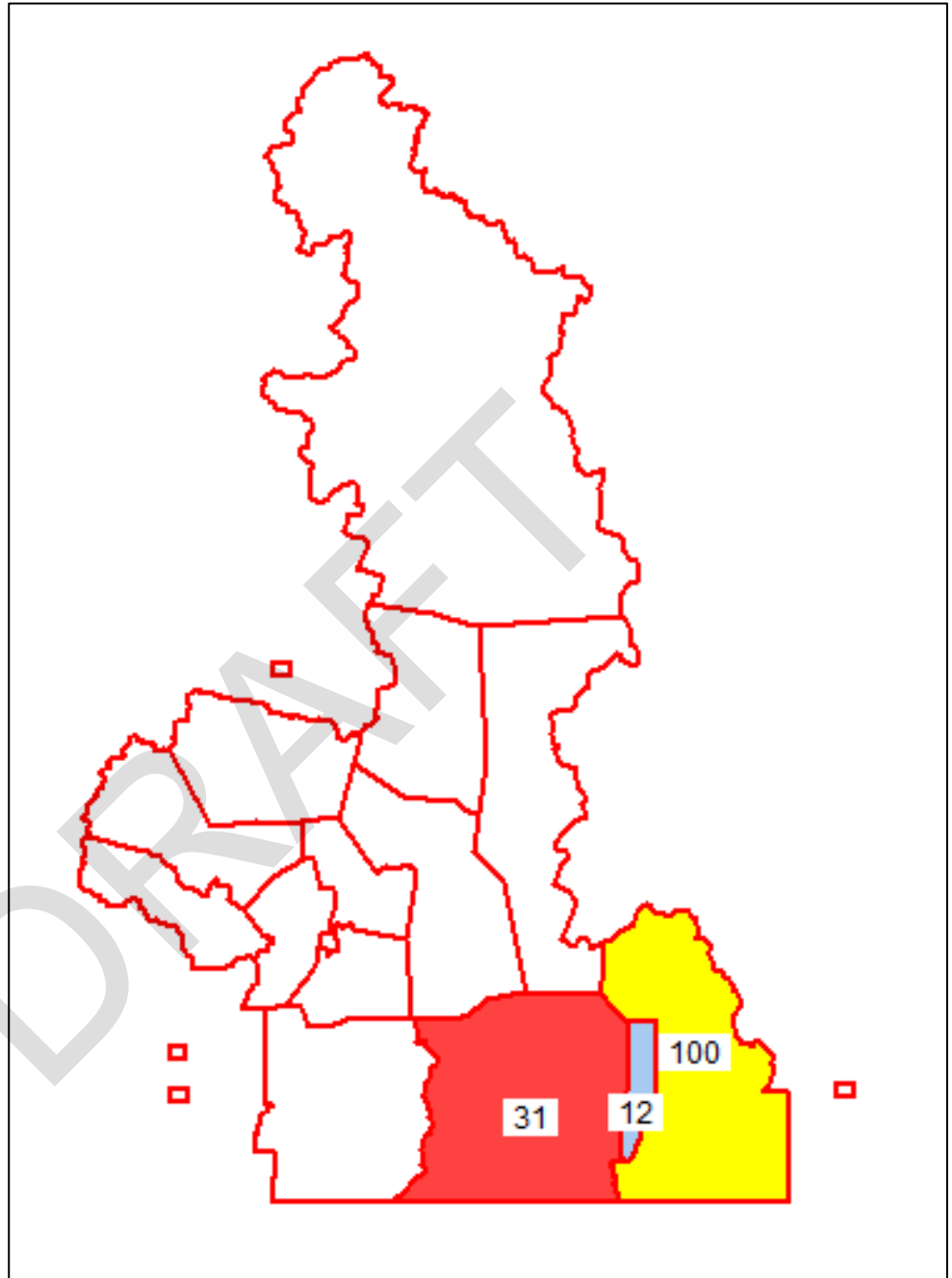
- 262 in-catchment
- 22 from Erickson
- 13 from Canyon Lister
- 0 from Crawford Bay (2 last year)
- **297 TOTAL**



Canyon-Lister Elementary School - Students by Catchment

As at September 30, 2020:

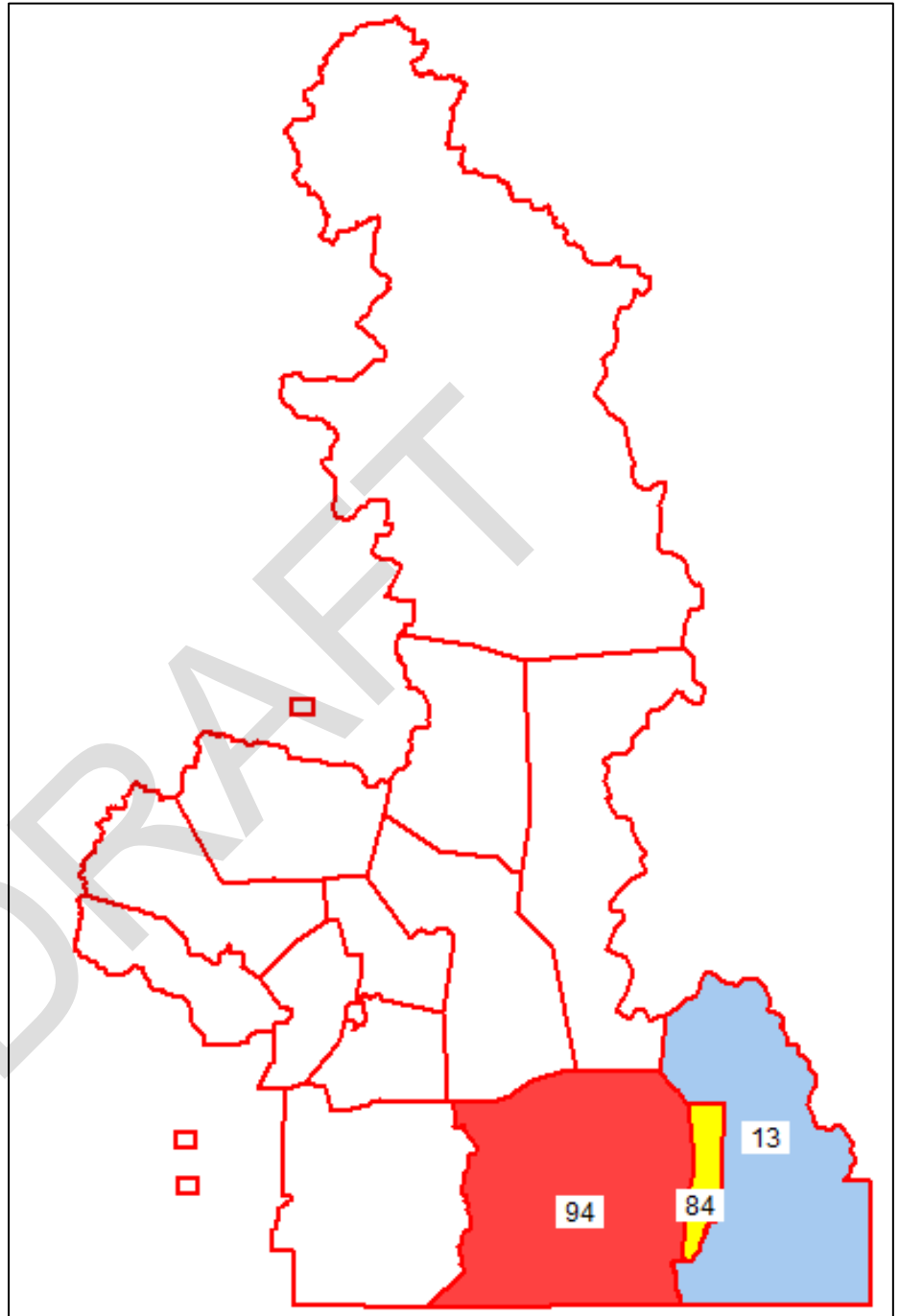
- 100 in-catchment
- 31 from ARES
- 12 from Erickson
- **143 TOTAL**
- 16 Transitional
- **127 TOTAL 1701**



Erickson Elementary School - Students by Catchment

As at September 30, 2020:

- 84 in-catchment
- 94 from ARES
- 13 from Canyon Lister
- **191 TOTAL**

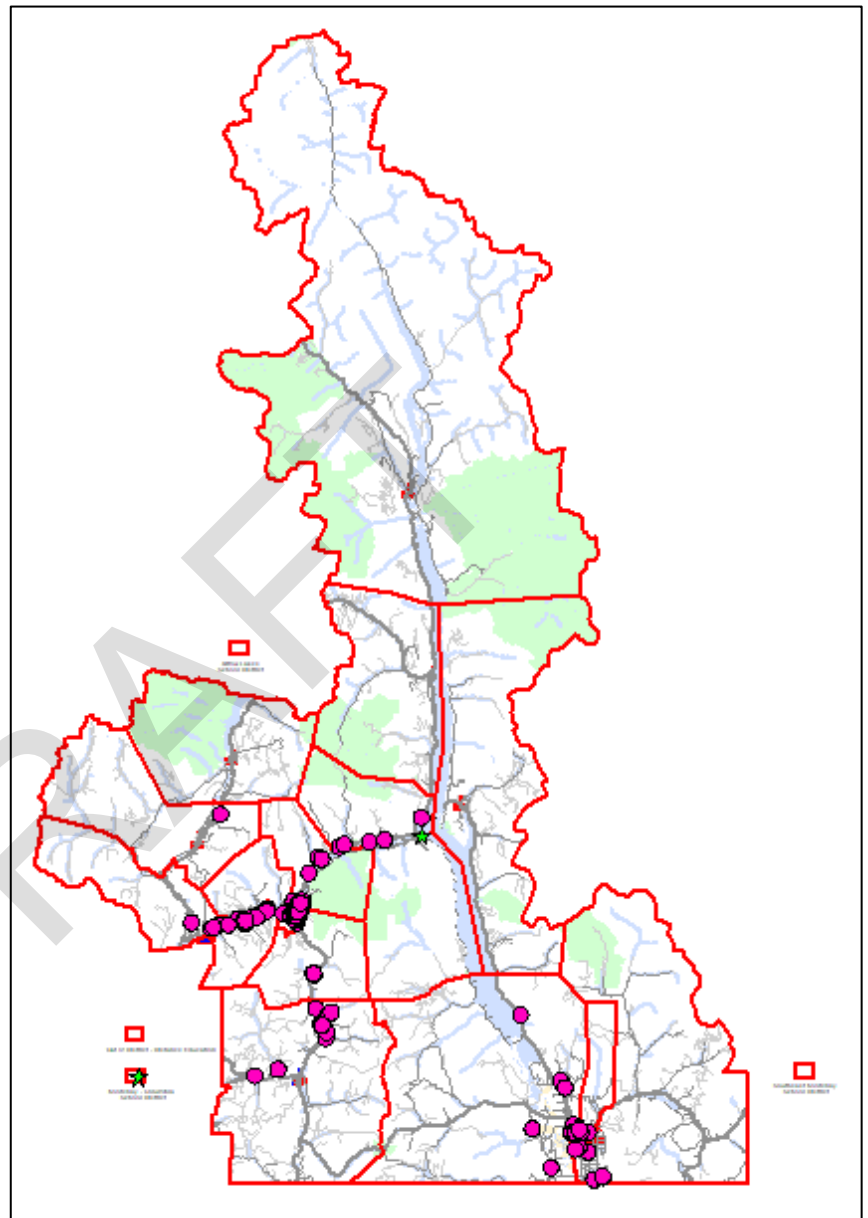


Wildflower School - Enrolment by Catchment

(Wildflower enrolment going to both Nelson and Creston Wildflower)

As at September 30, 2020:

- 38 Creston Wildflower:
 - 27 from ARES
 - 9 from Canyon Lister
 - 2 from Erickson
- 153 Nelson Wildflower:
 - 2 from ARES
 - 18 from Blewett
 - 7 from Brent Kennedy
 - 28 from Hume
 - 6 from Redfish
 - 24 from Salmo
 - 53 from South Nelson
 - 1 from Winlaw
 - 3 from SD20
- **191 TOTAL**

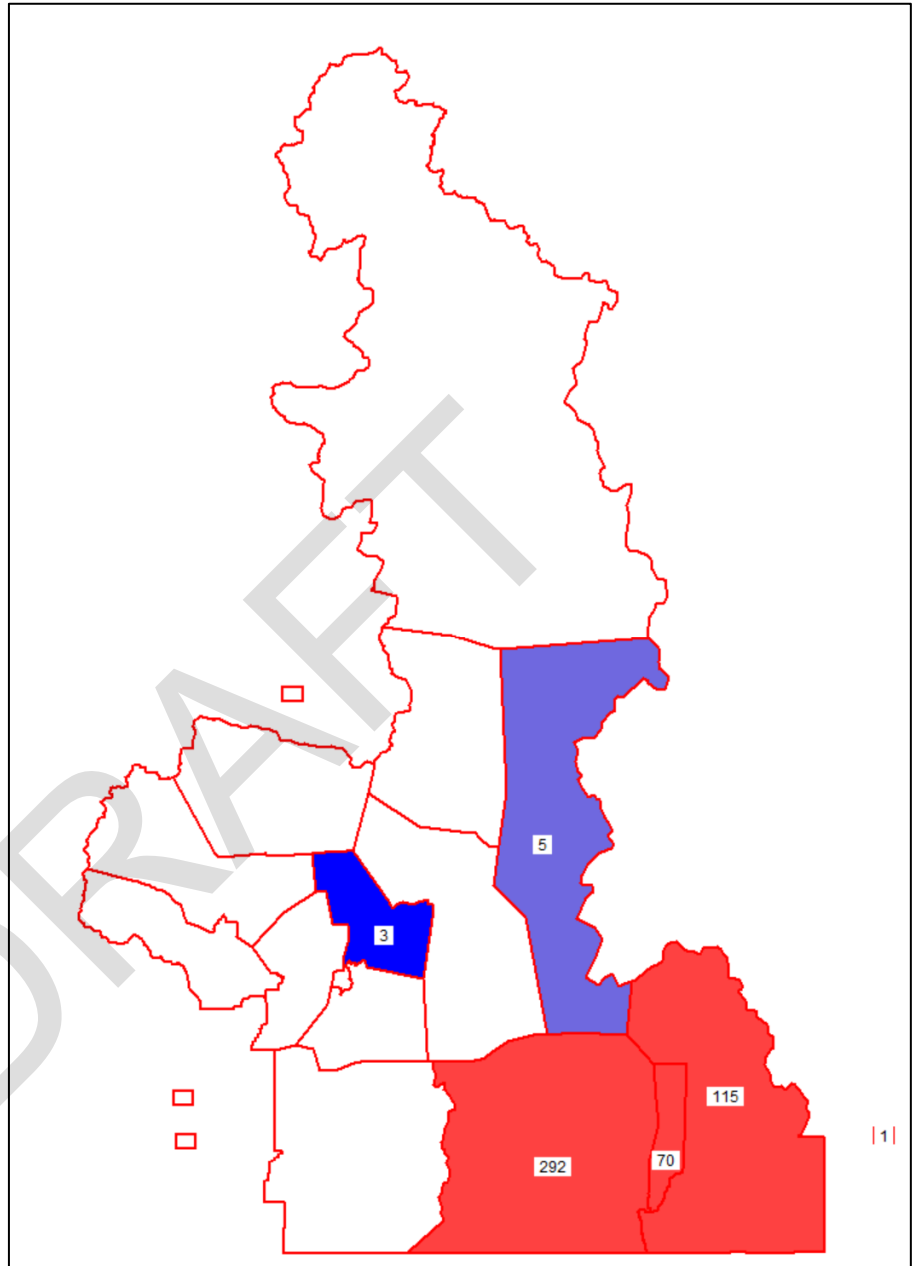


Prince Charles Secondary School - Students by Elementary Catchment

As at September 30, 2020:

- 477 in-catchment
 - 292 ARES
 - 70 Erickson
 - 115 Canyon Lister
- 5 from Crawford Bay
- 3 from Hume*
- 1 from out-of-district
- **486 TOTAL**

**Students who moved to Creston*



F.2.7 - Creston Family of Schools Facilities Plan Consultation Feedback

2021 Facilities Plan Consultation Feedback & Questions

At a Creston Valley Family of School Facilities Consultation meeting on February 24, 2021, a range of facilities planning issues were presented and discussed, including the following comments and questions from attendees, with District staff responses also noted:

- Renting the compass building: originally, there was no rent when it was sold to the Town of Creston. What is the future projection for renting this building? **Response:** It is expected that the compass building will continue to be rented at cost-recovery rates into the foreseeable future, to be agreed with the Town of Creston.
- Are we renting the sister building to the compass building? Are staff maintaining that building? **Response:** No, SD8 is not using that building.
- Do we have access to the entire Homelinks building, including the gym? **Response:** The Homelinks program has exclusive use of three classrooms and the library, and scheduled access to the gym.
- Would extending the rental agreement for the Homelinks building continue at the rate of \$5 per year? **Response:** Once the five-year rental agreement has expired, a new cost-recovery lease is expected to be put in place, with agreement of the Town of Creston.
- What is the plan for mechanical upgrades at PCSS? Is there a start date? Does it meet COVID-19 requirements? **Response:** There is no start date yet. The PCSS mechanical systems proposal is the District's only CNCP project being requested, and we would expect to eventually get funding approval to execute the project in phases.
- Gym space at PCSS is challenging to share with Wildflower.
- Suggestion to move Wildflower to Canyon-Lister, given the lower enrolment at Canyon-Lister.

2020 Facilities Plan Consultation Feedback (2019-2030 Facilities Plan)

What is working well?

- Auditorium is an awesome facility used by the community
- Strong Start, family place, CEC continued partnership with HomeLinks
- Outdoor learning, YETI, field trips, greenhouse, tipi, walking trails
- Shop (shop upgrades), foods, fine arts, drama, career programs, BAA course options
- Interschool sports
- HomeLinks flexible learning. Include HomeLinks students in overall enrollment to reflect the needs of those students
- YTIT - ADST
- Small class sizes
- AbEd

- Awesome PVP, teachers & staff - dedicated, open door policy, good vibe passed along to students & learning environment, new staff, lots of new ideas
- Dedicated parents, PACs
- Inquiry based curriculum, more flexible styles of learning, new curriculum options
- Breakfast program, lunch program, UNESCO
- Great bus drivers
- Retired teachers and the union
- 3 School Trustees on board with parents, staff & community to be our voice at the table

What could you let go of?

- Capacity numbers poorly managed. There's more to being efficient with space than selling buildings or closing schools.
- Sell Yahk school
- Kin Park - Regional Soccer Facility
- Proposed bypass, field changes
- Losing space, facilities (leased and current buildings), programs
- Configuration change at PCSS - do not add Gr. 7/HomeLinks, no space, curriculum will suffer
- Grandfather clause should include the accurate numbers to show where children should be attending. Limits friendships between "kids in the neighbourhood". Should be considered independently for funding from the rest of the Province.
- Catchment areas could be "jigged" to re-allocate capacities
- ARES beautiful, historic building, but needs to be replaced. Shifting those students to existing buildings would be a disaster. Need to reevaluate the numbers.
- Let go of past emotions and agendas. Start on a new page with the SD8 school board.

What are your DREAMS?

- Full Elementary schools direct students to Canyon-Lister & ARES
- Lower utilization at Erickson - activity room not used as a classroom, CLES better utilized
- Money from sale of ball field put back into field improvements
- HomeLinks - long term planning value the unique culture of the program, restore environment/services
- Retro fitting schools to carbon neutral - expensive up front, save operational costs over time.
- Gym facilities at PCSS should be priority. Second indoor gym space at PCSS (replace bubble)
- More EA's - not just attached to funded students
- Add programs - music program, hands on/trades (care aide, hairdressing), media academy, outdoor ed, restock fine arts room, increase technology
- Learning spaces - flex learning spaces, land based learning, greenhouses, more access to outdoor facilities, arts/culture area, higher priority to grounds, covered outdoor area to protect from elements (ARES)
- Reassess catchment lines - Canyon-Lister has space
- Transportation more accessible - separate bussing Elem/Sec, busses to ALL schools
- More appreciation for smaller schools doing amazing things

- All schools remain open
- More parent support
- Interactive programs for families & children
- ARES upgrades/reno
- Continue lease partnership with CEC
- Creston community (schools, students, parents) feel supported by SD8. Do not have to fight (e.g. CEC).

What resources would be needed for your DREAMS?

- Even out capacity utilization - reassess catchment lines & bus routes, morning bus at PCSS to transport to Canyon-Lister (busses go Canyon-Lister to other schools, but not the reverse), consider Arrow Creek in Canyon's catchment, better start/end times at ARES, allow parents to have a choice of school (rather than filter to ARES),
- ACIT program expand
- More high school facilities for trades
- Invest in modern, greener, sustainable technology
- Funding - hire new band teacher, more EAs
- Capital - build new gym space, additional facilities/space
- Gym - partnership with the Town, become an event hub for the community
- Prioritize fields at all schools
- Continue to hire students for summer work
- Outdoor playground/equipment for Wildflower
- Gazebos scattered in the playground or timber frame lean to attached to the school
- More training for families and opportunities to get involved
- Invest in Erickson art/music room, restore multi-purpose room to Fine Arts

Appendix F.3 - Kaslo Family of Schools Facilities

Appendix F.3.1 - Kaslo Family of Schools

Facilities, Student Enrolment and School Capacity Summaries

Three Sites / Four Buildings / Two Schools

- J.V. Humphries Elementary/Secondary School
- Jewett Elementary School
- Jewett Storage Building
- Kaslo Maintenance Building

Headcount & Operating Capacity

Total Headcount Enrolment in Kaslo Family of Schools

- 191 = J.V. Humphries
- 11 = Jewett Elementary School
- **202 = Full-time Student Headcount**
- 21 = Kaslo Homelinks
- **223 = Total Student Headcount**

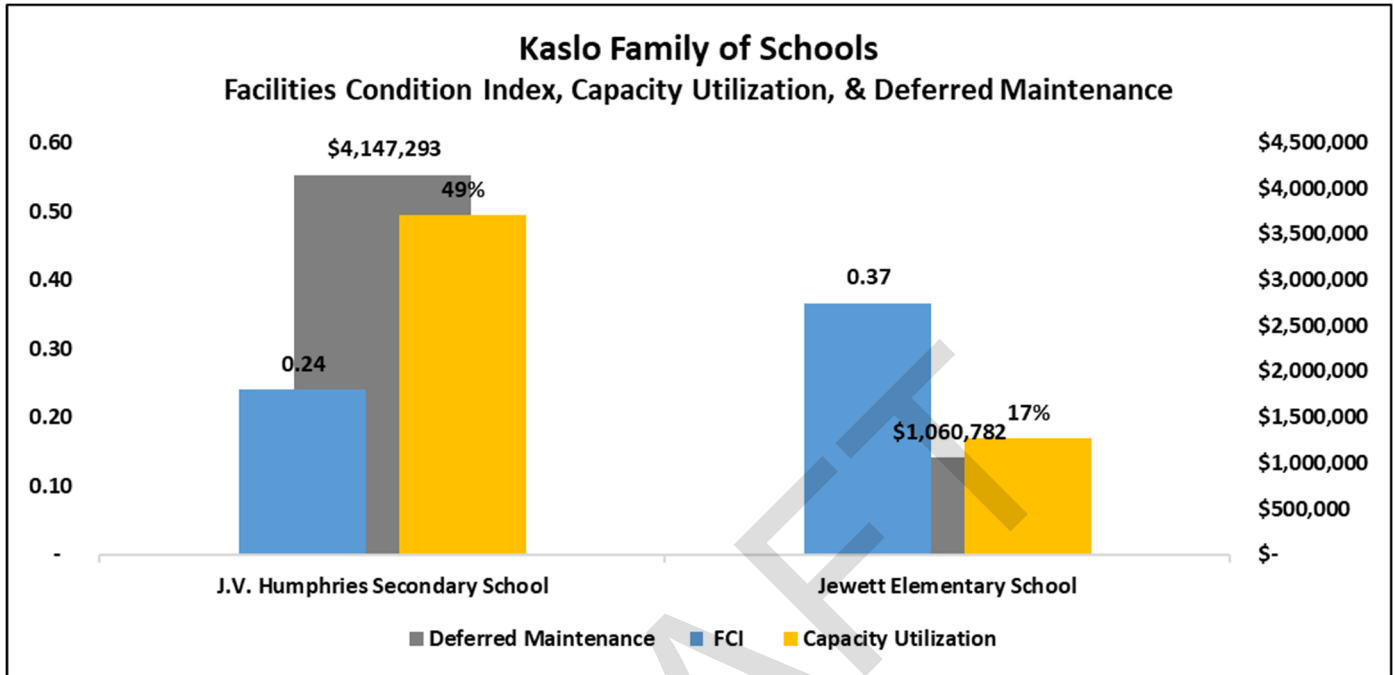
Operating Capacity in Kaslo Family of Schools

- 386 = J.V. Humphries
- 65 = Jewett Elementary School
- **451 = Total Operating Capacity**

45% Capacity Utilization in Kaslo Family of Schools

- Full-Time Student Headcount / Operating Capacity

Appendix F.3.2 - Kaslo Family of Schools FCI, Utilization & Deferred Maintenance



DRAFT

Appendix F.3.3 - Kaslo Family of Schools Schools Facilities Information Summaries

J.V. Humphries Elementary & Secondary School

- Location: Kaslo
- Built: 1994
- Operating Capacity: 386
- Total Student Headcount = 191
- Total Student Enrolment (FTE) = 188
 - Elementary = 99
 - Secondary = 89
- Homelinks Enrolment = 21
- Building Metrics:
 - Capacity Utilization: 49%
 - Facilities Condition Index: 0.24
 - Deferred Maintenance: \$4.1 MM



Jewett Elementary School

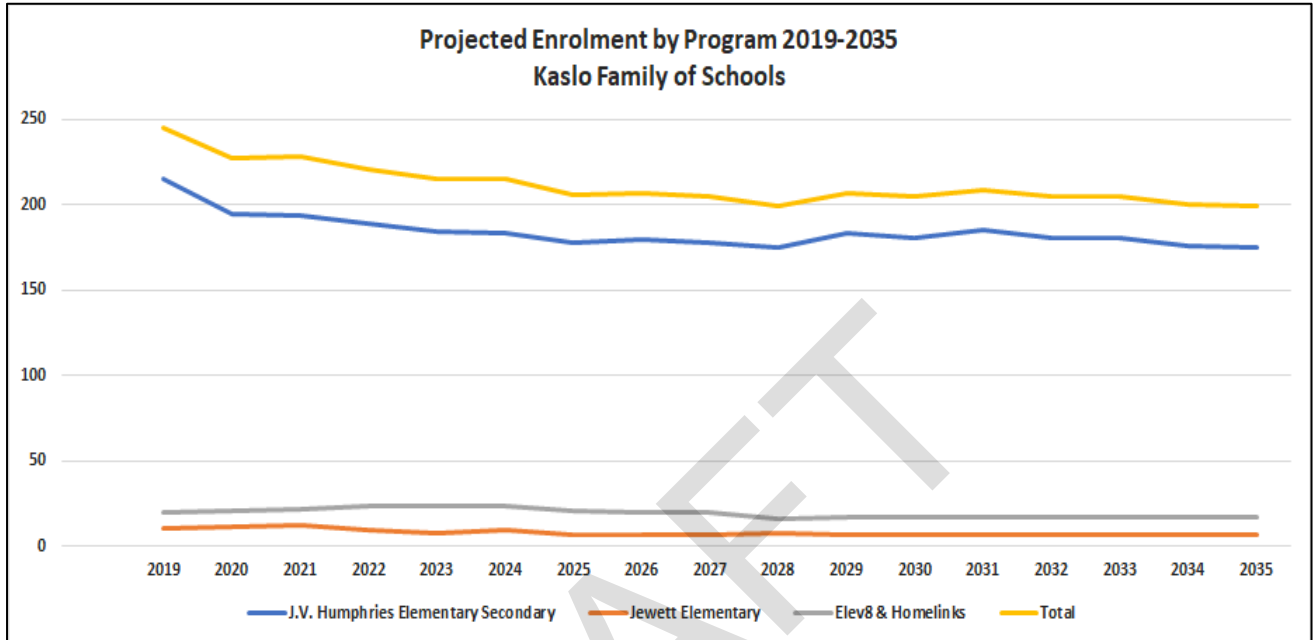
- Location: Meadow Creek
- Built: 1946
- Operating Capacity: 65
- Total Student Headcount/Enrolment = 11
 - Elementary = 11
- Building Metrics:
 - Capacity Utilization: 17%
 - Facilities Condition Index: 0.37
 - Deferred Maintenance: \$1.1 MM
- REEF Funding = \$0 effective 2020-2021
- Key Programming: 2019-2020 Started New Outdoor Program
- Transportation: Single Bus for JVH & Jewett



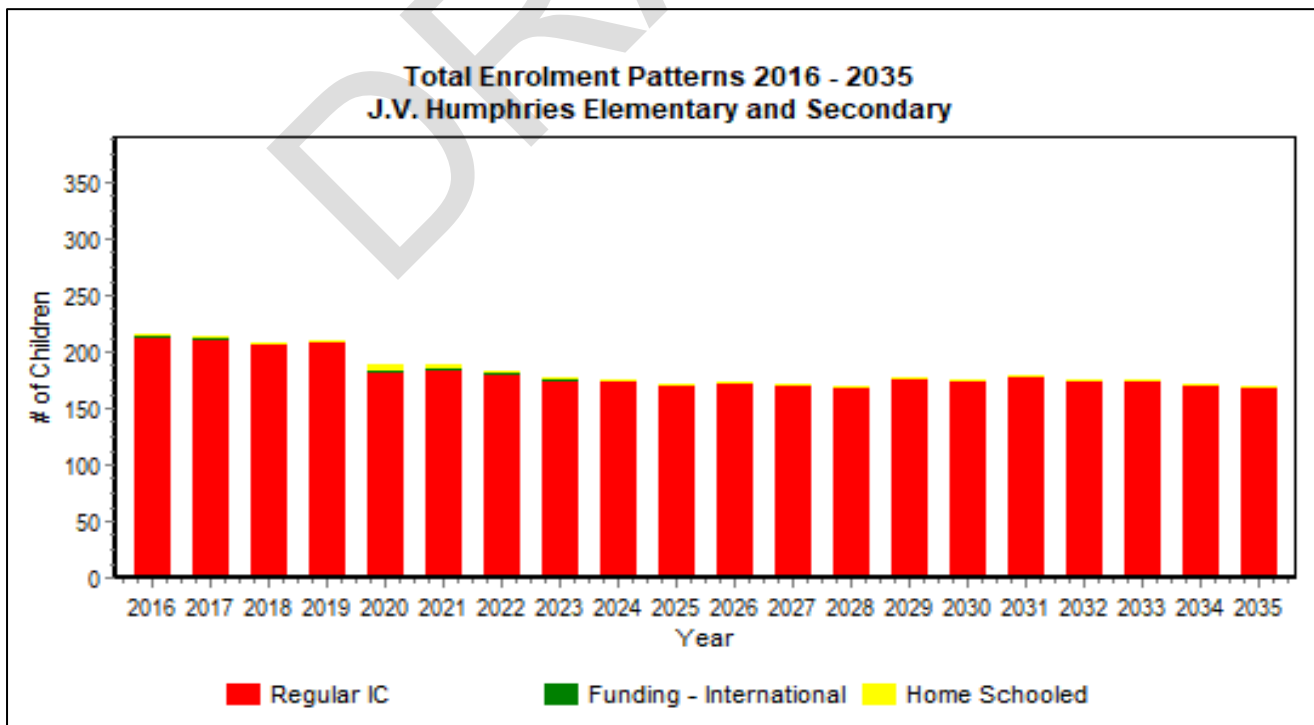
Appendix F.3.4 - Kaslo Family of Schools

Student Population & Enrolment Projections By School

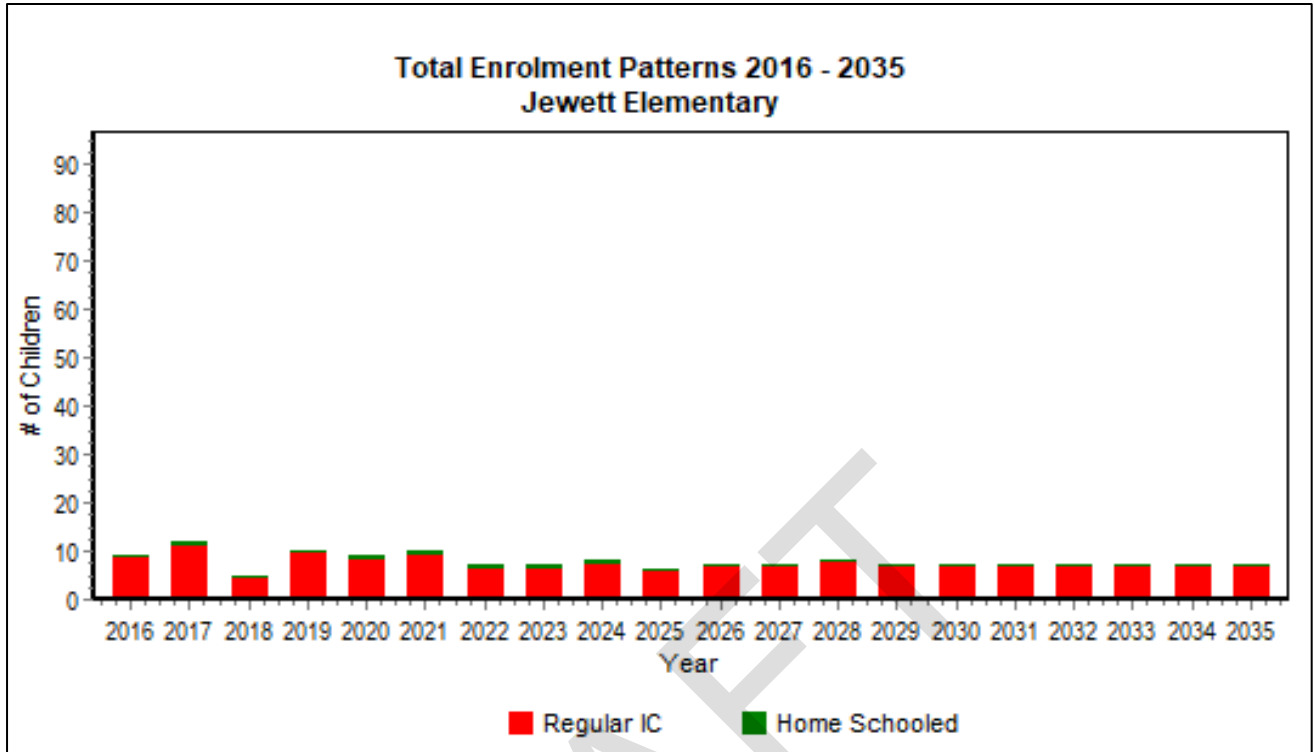
Kaslo Family of Schools - Enrolment Projection



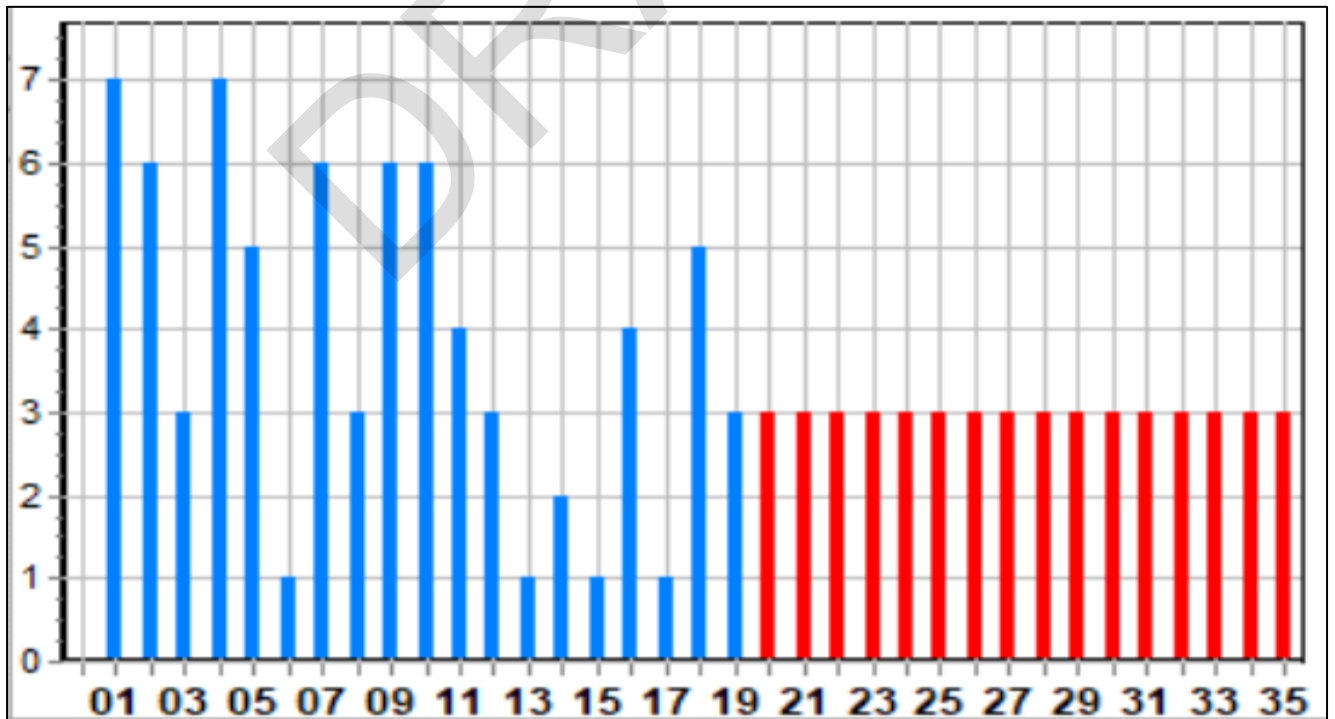
JV Humphries Elementary & Secondary - Enrolment Projections by Program



Jewett Elementary - Enrolment Projection

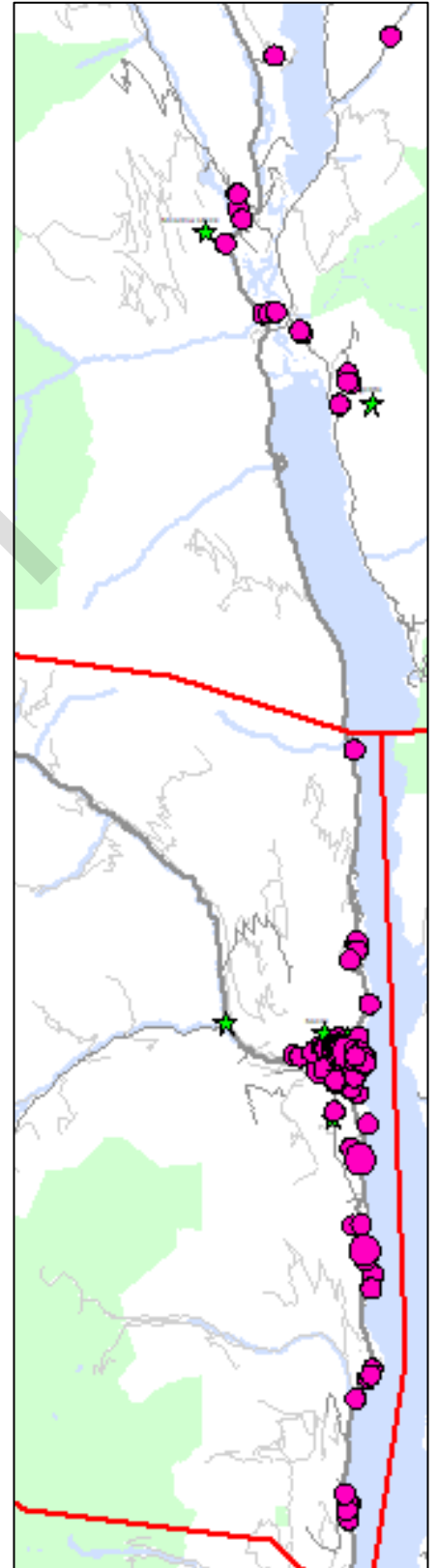


Jewett Elementary - Births - Historical (Blue) & Projected (Red)



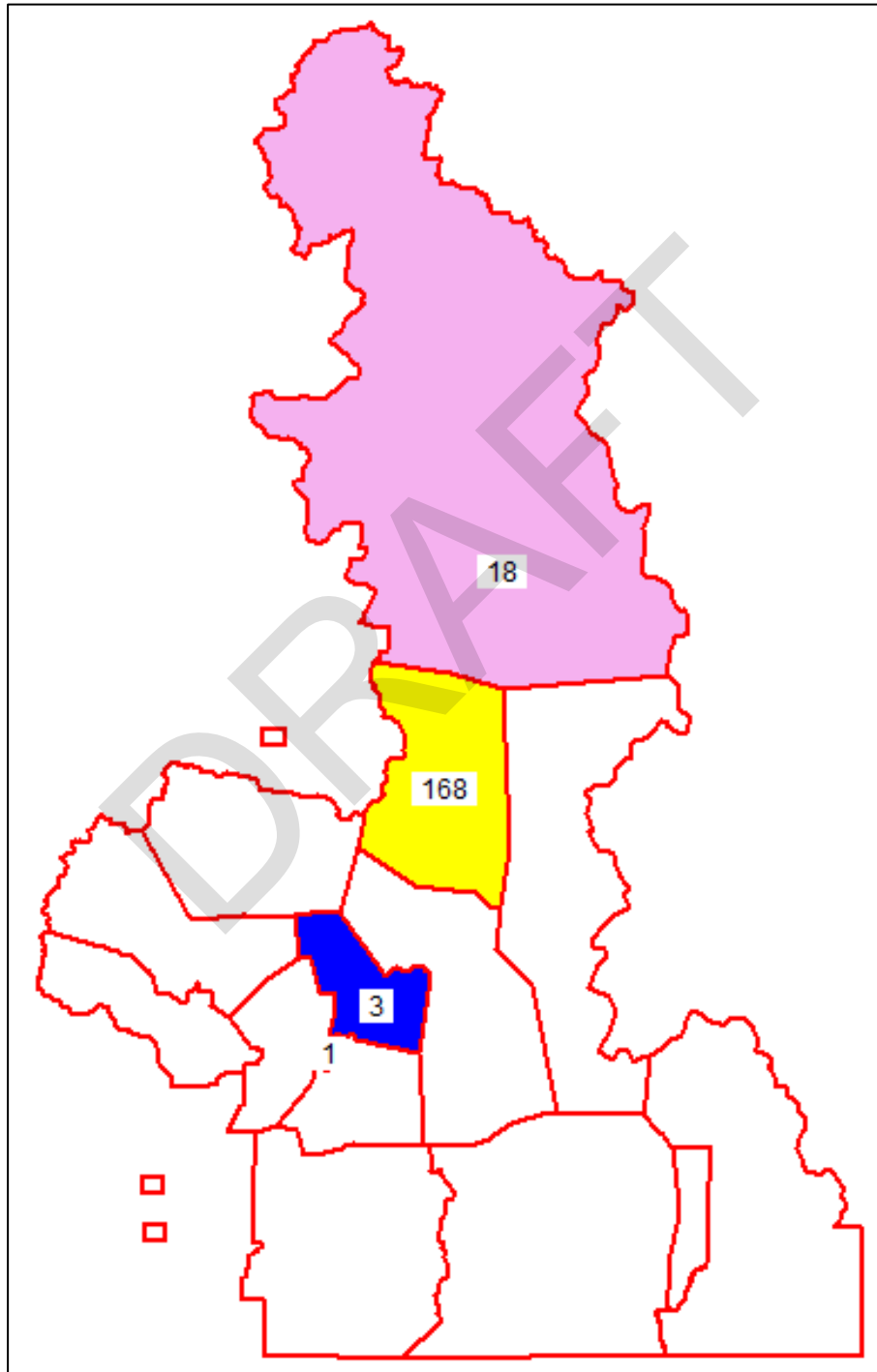
Kaslo Family of School Student Population

There are no out-of-catchment students in Kaslo Family of schools. The catchments are indicative for this Family of schools; many students from Family go to JVH, irrespective of catchment, particularly at the secondary level.



Appendix F.3.5 - Kaslo Family of Schools Enrolment by Catchment

JV Humphries Elementary & Secondary - Out-of-catchment enrolment



Appendix F.3.6 - Kaslo Family of Schools Facilities Plan Consultation Feedback

2021 Facilities Plan Consultation Feedback

At a Kaslo Family of Schools facilities consultation meeting on February 16, 2021, a range of facilities planning issues were presented and discussed. There were no questions or comments from attendees beyond what was presented by District staff.

2020 Facilities Plan Consultation Feedback (2019-2030 Facilities Plan)

Survey Responses at Spring Consultation Meeting 2019

What is working well?

- Early learning - partnering with organizations offering programming to families with children from birth to 6 years of age (ex. NKLCSS), early years center open at least 2 days, a week, Strong Start program.
- Good community resource - building is being used for a variety of programs, inclusive plans with community members and students
- School and programs open and available in a remote area
- Education is reasonable
- Good, reactive, caring staff. Teaching staff makes an effort to engage in the community.
- Local employment
- School attracts new families
- Momentum for solutions to retain Jewett School
- Student to teacher ratio
- Great field trips

What could you let go of?

- Reduced week for regular school programming
- The cost to run Jewett School
- The notion that Jewett School should be shut down
- Sell part of the property
- Eliminate capital costs
- A large bus – use smaller bus from Lardeau valley to Kaslo
- No bussing for Jewett only for JVH
- High maintenance costs – use local skilled people when possible
- Wildflower school model
- Introduction of some fresh, inspired teaching would benefit enrollment at Jewett vs. other options (e.g. homeschool, JVH)

What are your DREAMS?

- Keep the school running, become a thriving school in Lardeau Valley that feels good to send our children to
- Space for Homelinks to operate 1-day/week at Jewett, home school and public school combination
- Homeschooled children return to Jewett
- Continued partnership with strong start at Jewett
- Varied programs for all users of the school system
- Support center for students doing online studies
- A student body that is directly interested in their own learning and involved with the community
- All Jewett school age students and families work within the public system so to boost the enrollment
- New businesses and industry for young families - population growth
- More parent support
- Video conferencing in the whole school
- 5-10 year lease by the community to run the school with option to purchase
- Create a Center for Excellence e.g. Emergency management training center federally funded – the area needs a training space so we can respond to fires/floods/etc in the area
- Become a stronger, secure hub for community services - counselling and an extended food hub system, family programming and community programs stay in Lardeau Valley, childcare facility within the schoolBus supervision, no empty school busses (multi-purpose)

What resources would be needed for your DREAMS?

- Partnerships with distance education programs
- Reduced regular school days and leave space to alternative programs
- Finding more uses for the facility
- Have the teacher drive to Jewett to meet Homelinks students rather than students go into Kaslo
- Higher enrollment
- Meeting with homeschooling parents to inquire about why they homeschool rather than send their children to Jewett
- Seniors community housing
- Updated learning equipment
- More staff and programming
- Community purchasing the school
- School to stay running
- Local accountability from families for helping make these decisions – community driven decisions
- More reasonable assessment costs for upgrades and repairs
- More funding
- A vision and a champion to lead the vision in the community
- Working partnership with the school district
- Technology

Appendix F.4 - Nelson Family of Schools Facilities

Appendix F.4.1 Nelson Family of Schools Facilities, Student Enrolment and School Capacities Summaries

Nelson Family of Schools - Facilities

Fourteen Sites / Seventeen Buildings / Eight School Buildings

School Buildings

- Blewett Elementary School
- Central Elementary School
 - Wildflower School
 - REACH
- Hume Elementary School
- L.V. Rogers Secondary School
- L.V. Rogers Portable
- Redfish Elementary School
- Rosemont Elementary School
- South Nelson Elementary School
- Trafalgar Middle School

Admin & Maintenance

- Board Office (Central)
- Maintenance Office Nelson
- Storage Building
- District Bus Garage
- Refish Pump House

Leases

- A.I. Collinson Elementary School
- Gordon Sargent Elementary School
- L.V. Rogers Day Care
- L.V. Rogers Modular

Headcount & Operating Capacity

Total Headcount Enrolment

- 119 = Blewett Elementary School
- 211 = Hume Elementary School
- 720 = L.V. Rogers Secondary School
- 9 = REACH
- 97 = Redfish Elementary School
- 115 = Rosemont Elementary School
- 207 = South Nelson Elementary School
- 405 = Trafalgar Middle School
- 150 = Wildflower Nelson
- **2,033 = Full-time Student Headcount**
- 35 = Homelinks Nelson
- **2,068 = Grand Total Student Headcount**

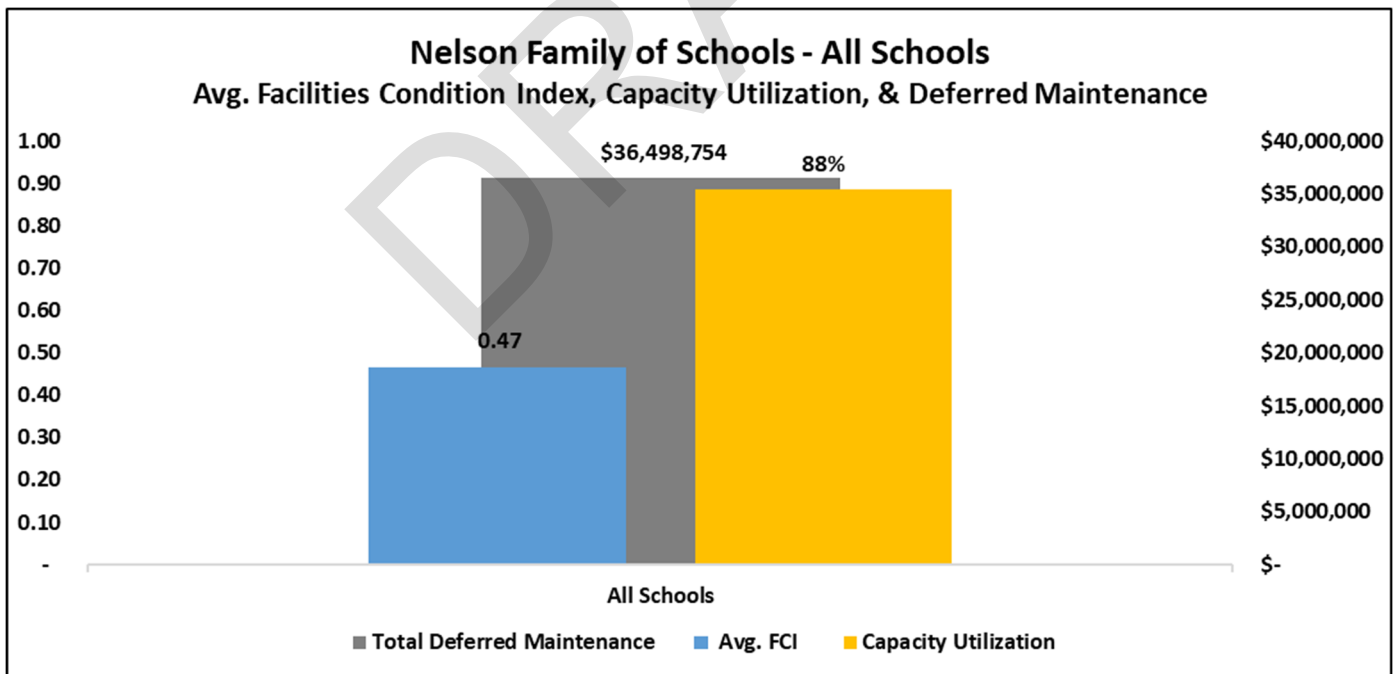
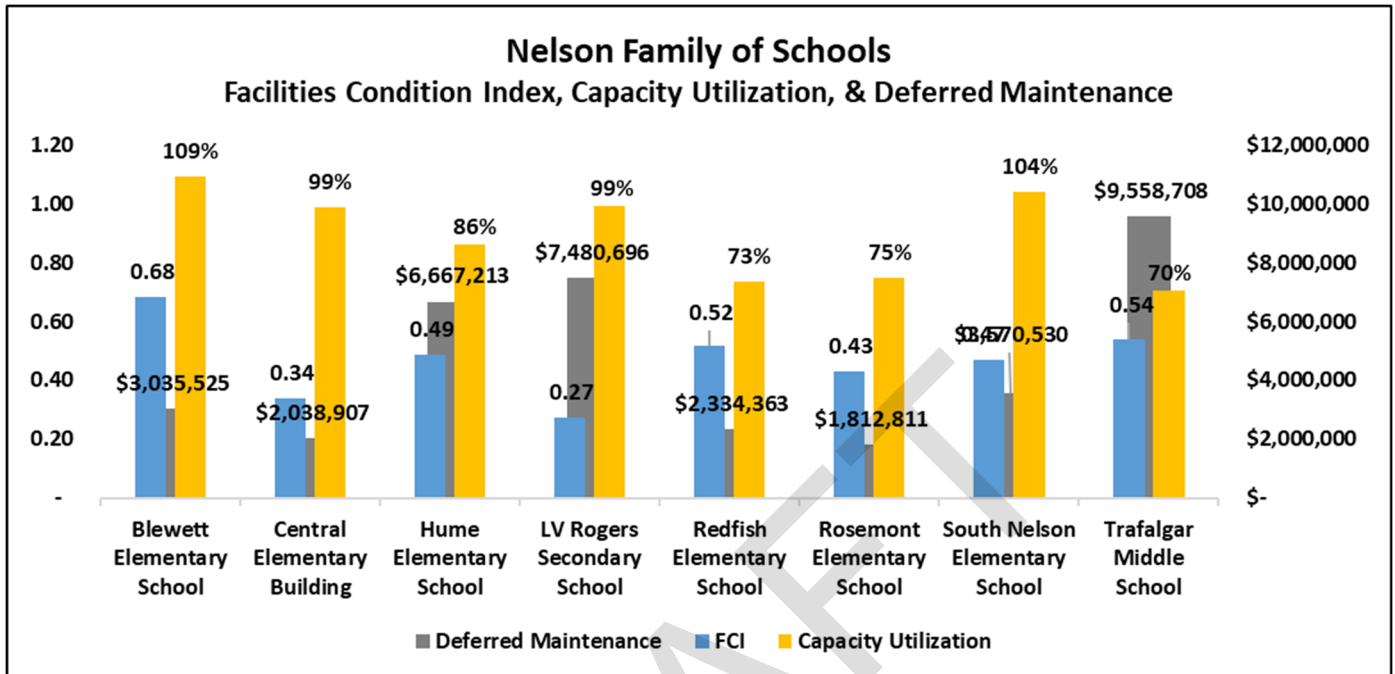
Operating Capacity in Nelson Family of Schools

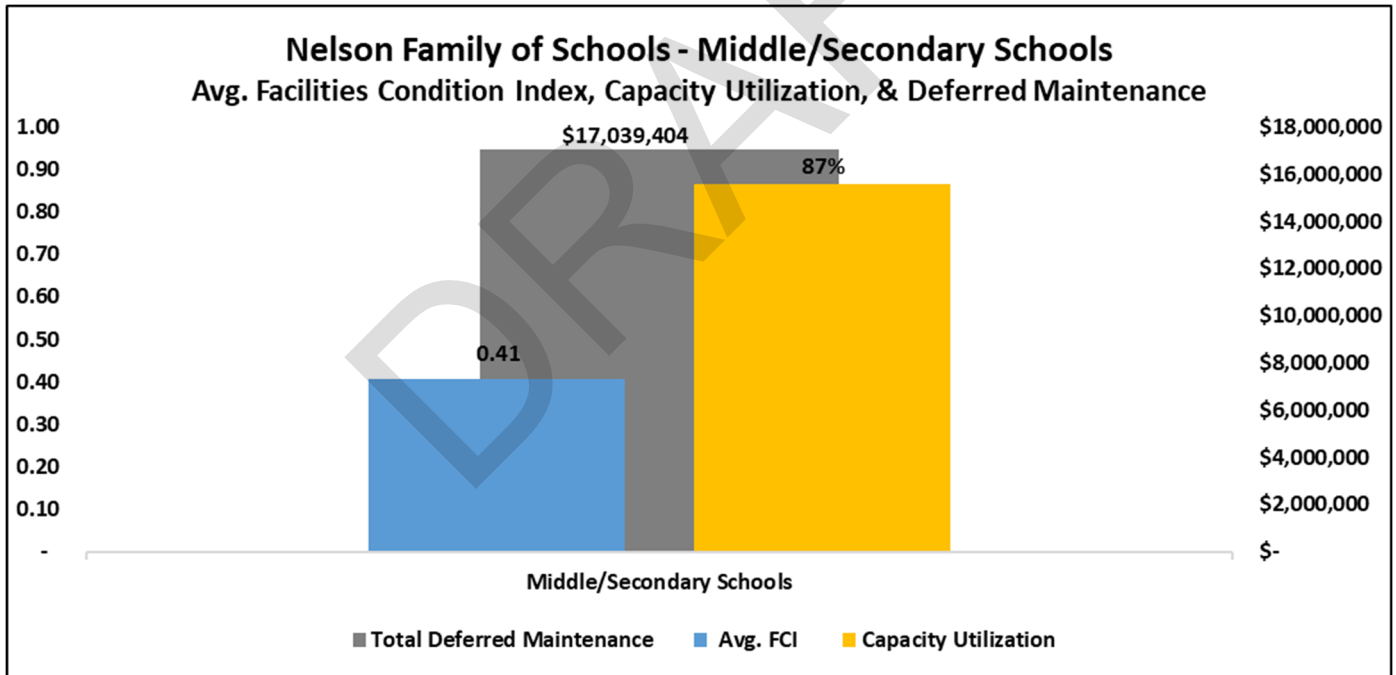
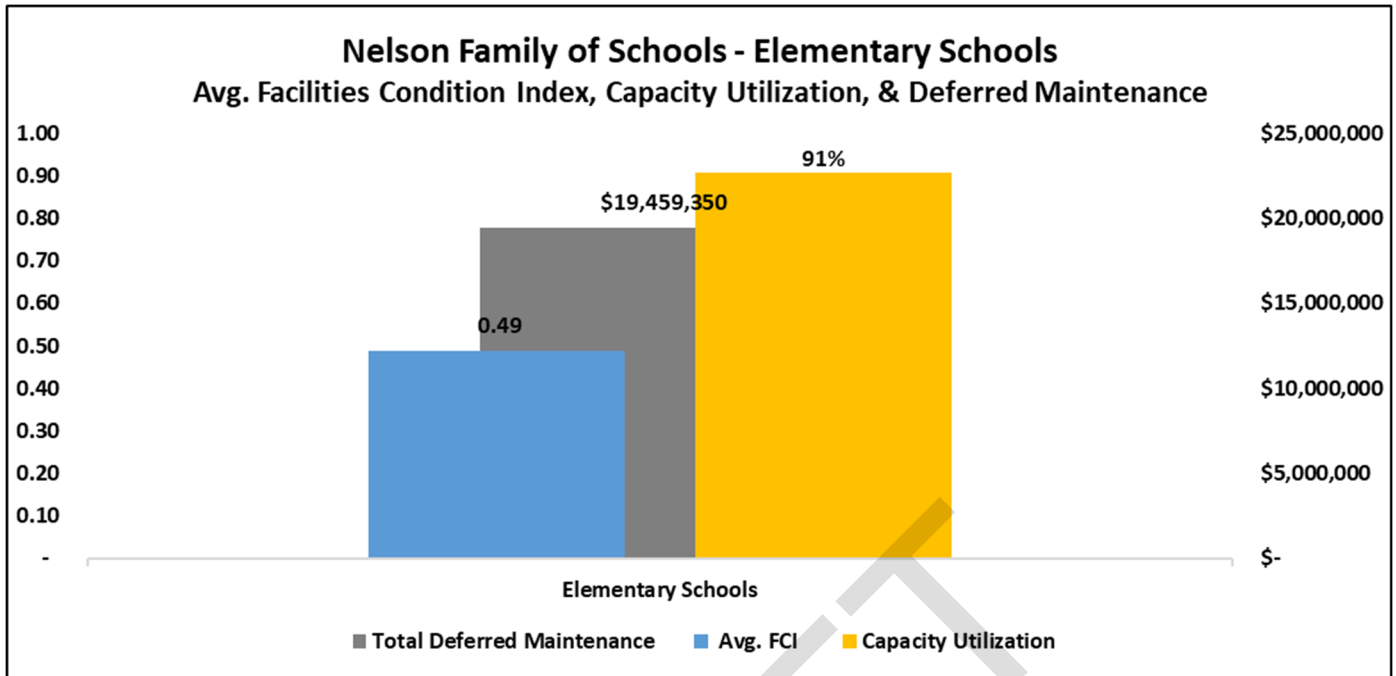
- 109 = Blewett Elementary School
- 161 = Central Elementary School
- 245 = Hume Elementary School
- 725 = L.V. Rogers Secondary School
- 132 = Redfish Elementary School
- 154 = Rosemont Elementary School
- 199 = South Nelson Elementary School
- 575 = Trafalgar Middle School
- **2,300 = Total Operating Capacity**

88% Capacity Utilization in Nelson Family of Schools

- Full-Time Student Headcount / Operating Capacity
- Compares with 74% average capacity in SD8.

Appendix F.4.2 – Nelson Family of Schools FCI, Utilization & Deferred Maintenance





Appendix F.4.3 – Nelson Family of Schools Schools Facilities Information Summaries


Blewett Elementary School

- Location: Nelson
- Built: 1962
- Operating Capacity: 153
- Total Student Headcount/Enrolment = 119
 - Elementary = 119
- Building Metrics:
 - Capacity Utilization: 78%
 - Facilities Condition Index: 0.68
 - Deferred Maintenance: \$3 MM



Central Elementary School Building

- Location: Nelson
- Built: 1908
- Operating Capacity: 161 (factors in Board Office using 3rd level)
- Total Student Headcount = 154
- Total Student Enrolment (FTE) = 159
 - Wildflower = 150 (2021: 183)
 - Elementary = 127
 - Middle = 23
 - REACH = 9
- Building Metrics:
 - Capacity Utilization: 99%
 - Facilities Condition Index: 0.34
 - Deferred Maintenance: \$2 MM



Hume Elementary School

- Location: Nelson
- Built: 1923
- Operating Capacity: 245
- Total Student Headcount/Enrolment = 211
 - Elementary = 211
- Building Metrics:
 - Capacity Utilization: 86%
 - Facilities Condition Index: 0.49
 - Deferred Maintenance: \$6.7 MM
 - Built: 1923



Redfish Elementary School

- Location: Nelson
- Built: 1987
- Operating Capacity: 132
- Total Student Headcount/Enrolment = 97
 - Elementary = 97
- Building Metrics:
 - Capacity Utilization: 73%
 - Facilities Condition Index: 0.52
 - Deferred Maintenance: \$2.3 MM



Rosemont Elementary School

- Location: Nelson
- Built: 1962
- Operating Capacity: 154
- Total Student Headcount/Enrolment = 115
 - Elementary = 115
- Building Metrics:
 - Capacity Utilization: 75%
 - Facilities Condition Index: 0.43
 - Deferred Maintenance: \$1.8 MM



South Nelson Elementary School

- Location: Nelson
- Built: 1960
- Operating Capacity: 199
- Total Student Headcount/Enrolment = 207
 - Elementary = 207
- Building Metrics:
 - Capacity Utilization: 104%
 - Facilities Condition Index*: 0.47
 - Deferred Maintenance**: \$3.6 MM



Trafalgar Middle School

- Location: Nelson
- Built: 1924
- Operating Capacity: 575
- Total Student Headcount = 405
- Total Student Enrolment (FTE) = 405
 - Elementary = 267
 - Secondary = 138
- Building Metrics:
 - Capacity Utilization: 70%
 - Facilities Condition Index: 0.54
 - Deferred Maintenance: \$9.6 MM



L.V. Rogers Secondary

- Location: Nelson
- Built: 1956
- Operating Capacity: 725
- Total Student Headcount = 720
- Total Student Enrolment (FTE) = 685
 - Secondary = 685
- Building Metrics:
 - Capacity Utilization: 99%
 - Facilities Condition Index: 0.27
 - Deferred Maintenance: \$7.5 MM
- Leased facility: Kootenay Kidz Childcare
- Some land available for future usage.



A.I. Collinson Elementary School - Leased to CSF

- Leased to Conseil Scolaire Francophone
- Location: Nelson
- Built: 1962
- Building Metrics:
 - Facilities Condition Index: 0.16
 - Deferred Maintenance: \$1 MM



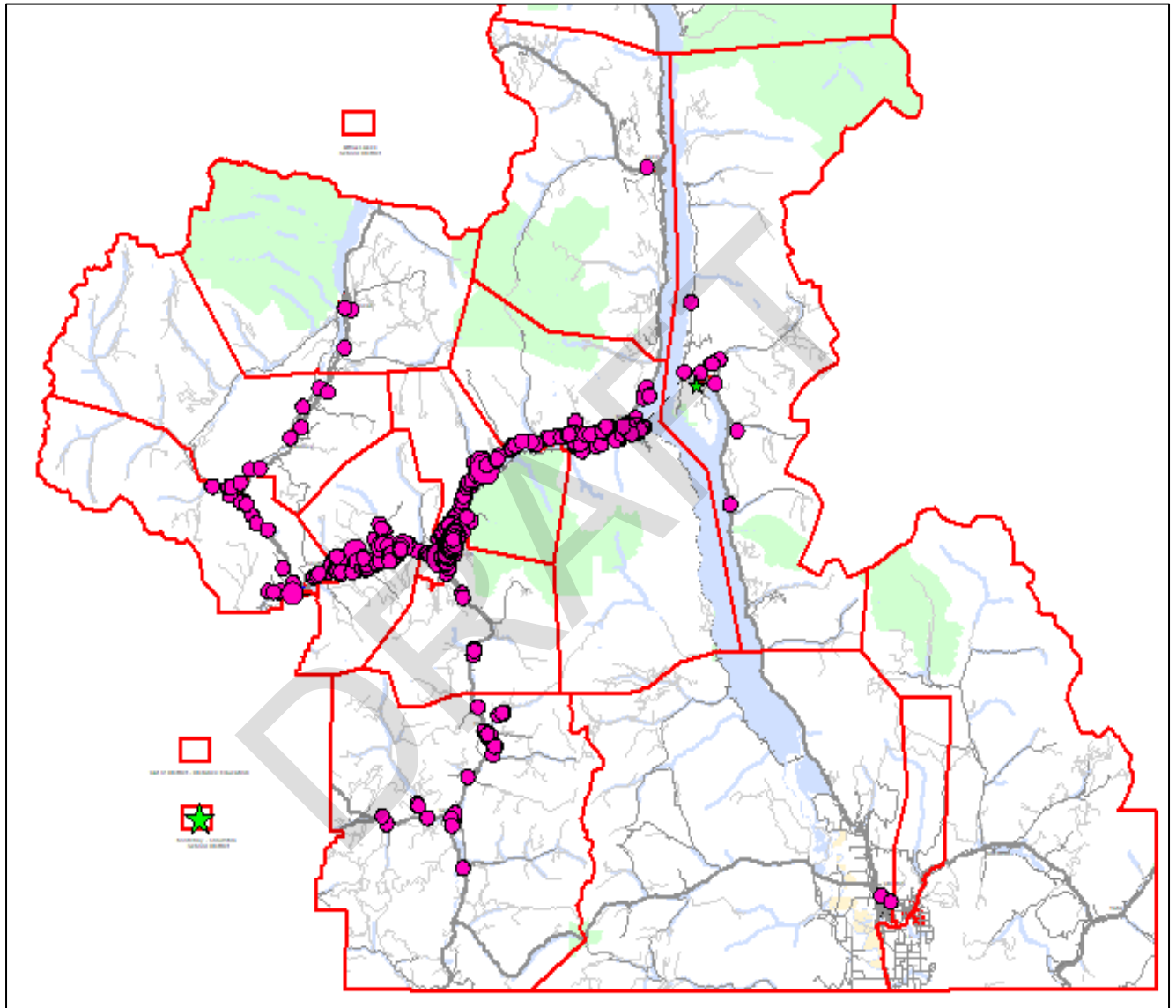
Gordon Sargent Elementary School - Leased to Childcare

- Leased to School House Childcare
- Location: Nelson
- Built: 1971
- Building Metrics:
 - Facilities Condition Index: 0.42
 - Deferred Maintenance: \$0.4 MM

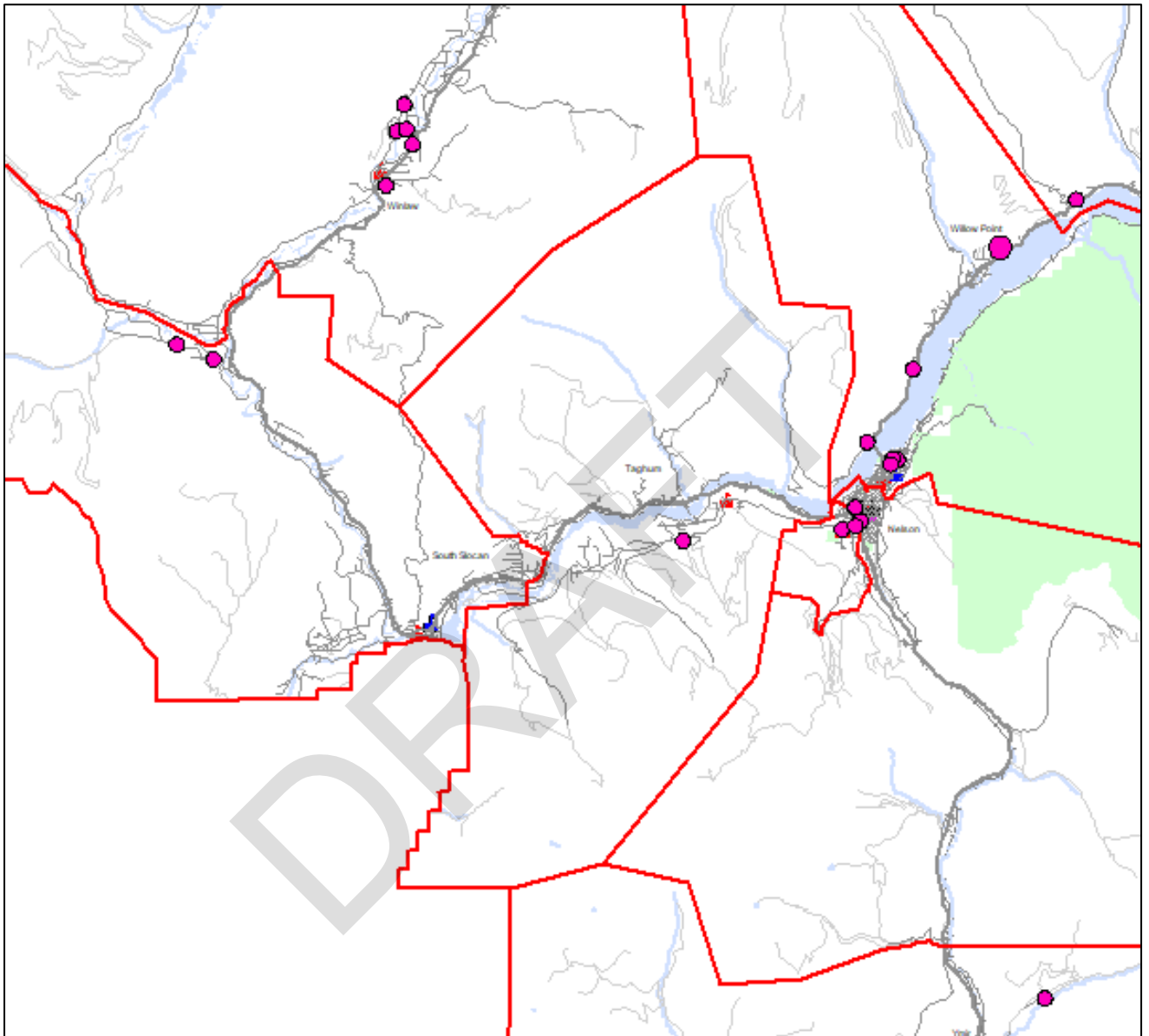


Appendix F.4.4 Nelson Family of Schools Student Population & Enrolment Projections by School

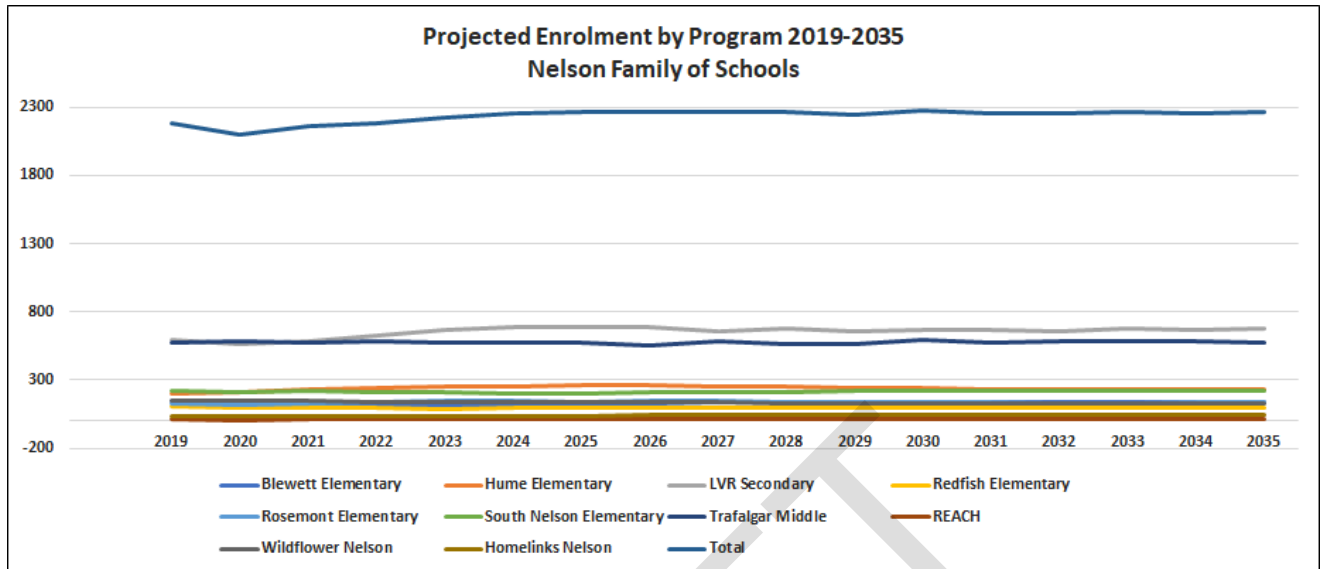
Nelson Family of Schools -All Students



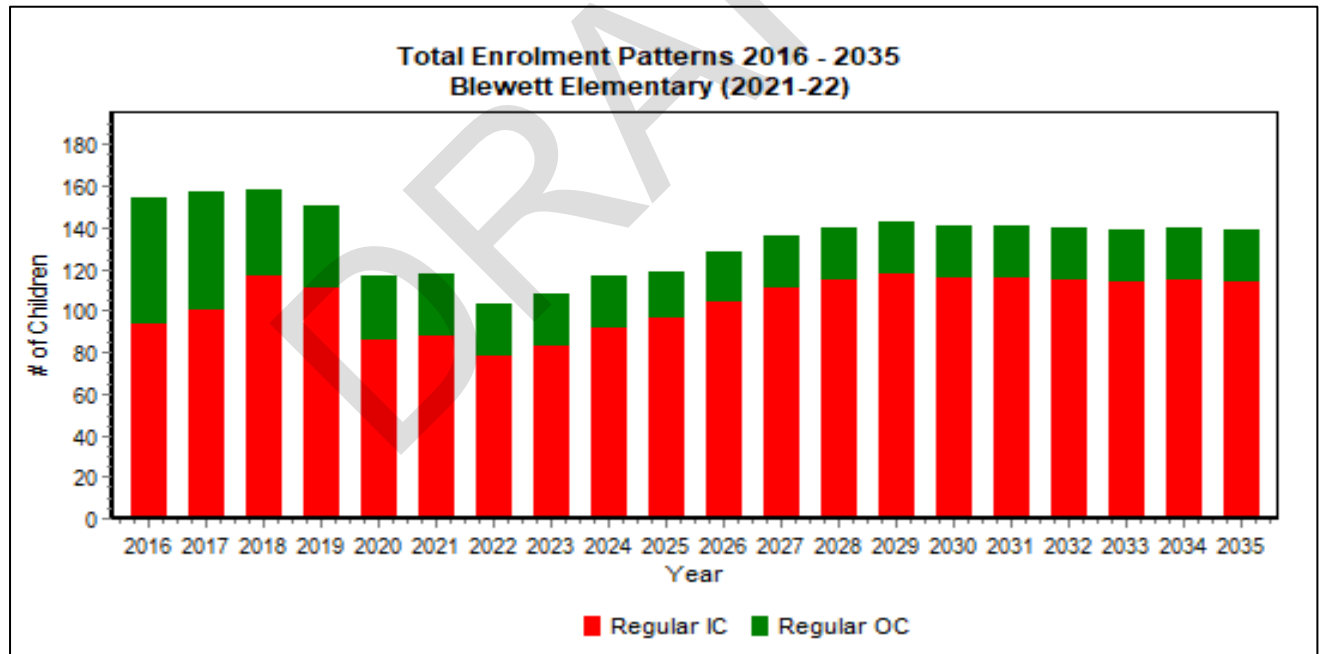
Nelson Family of Schools - Homelinks Student Population



Nelson Family of Schools - Enrolment Projection

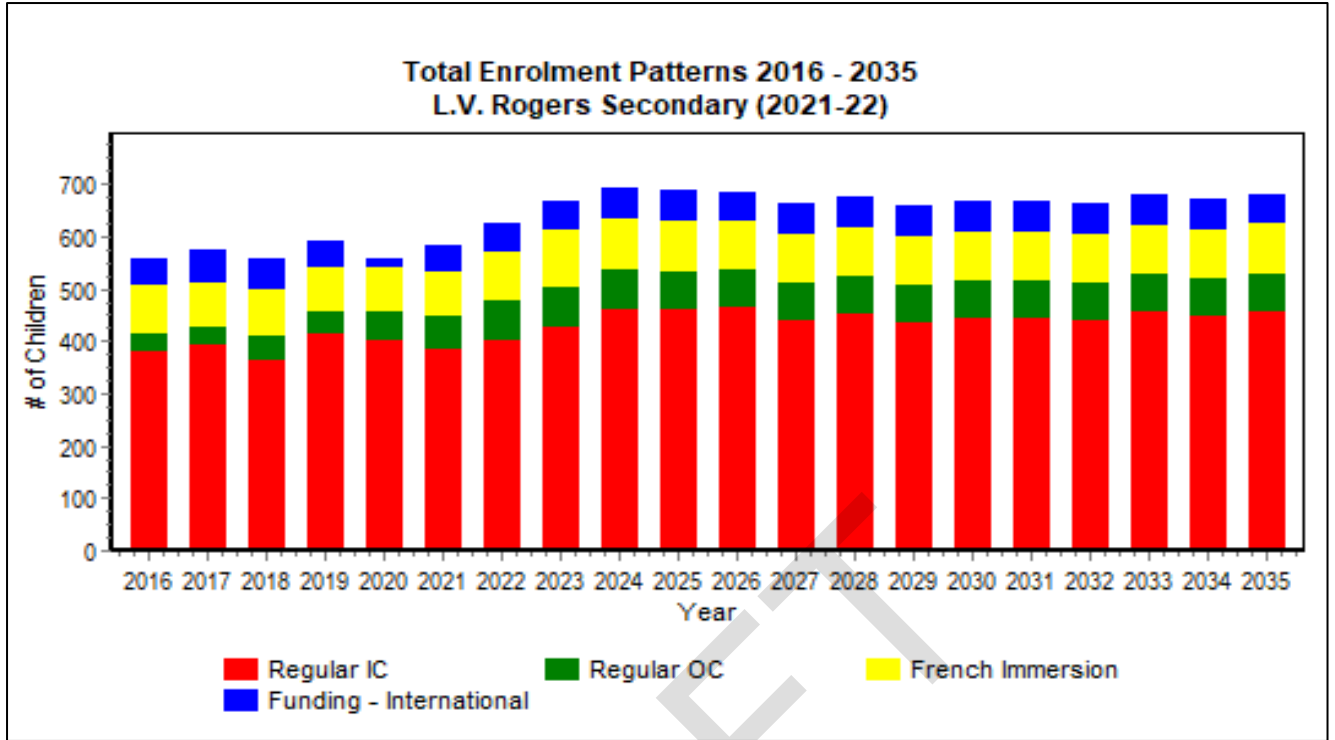


Blewett Elementary School - Enrolment Projection



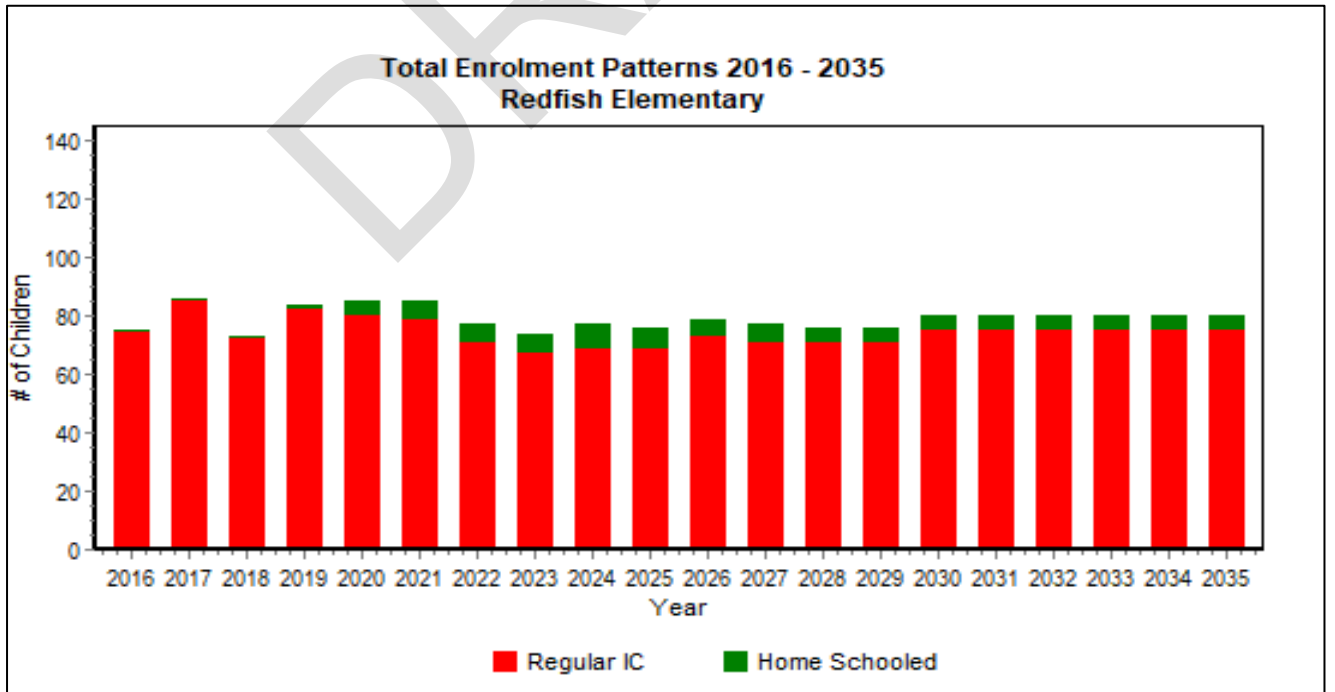
The Out of Catchment enrolments in the lower grades of this school have been smaller than in the upper grades. This trend will continue the next couple of years: as the higher cohorts will begin to exit the school and the smaller cohorts will replace them, the overall result of this projection is that Out of Catchment enrolment will decrease significantly.

Hume Elementary School - Enrolment Projection

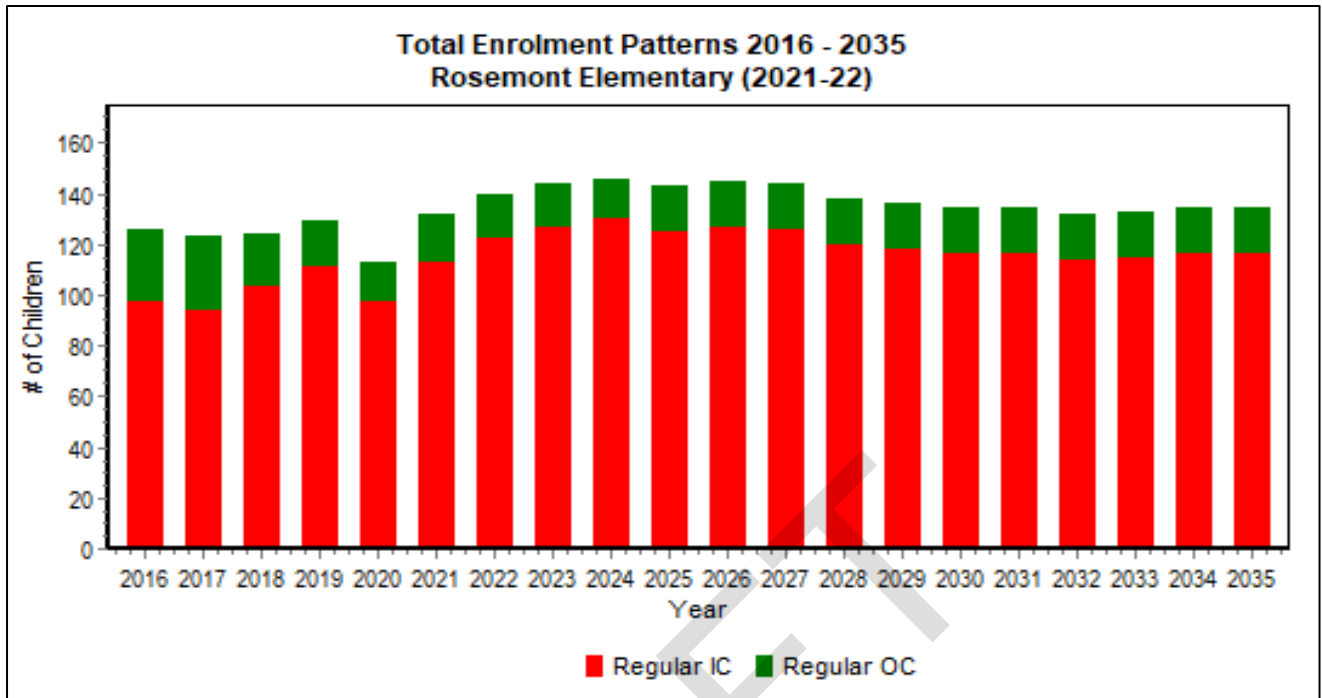


There was a significant decrease in Births this year that may or may not repeat itself in the future. Given that the children born this year will not enter kindergarten for 5 years, there will be time for an adjustment, if warranted, in the near future.

Redfish Elementary School - Enrolment Projection

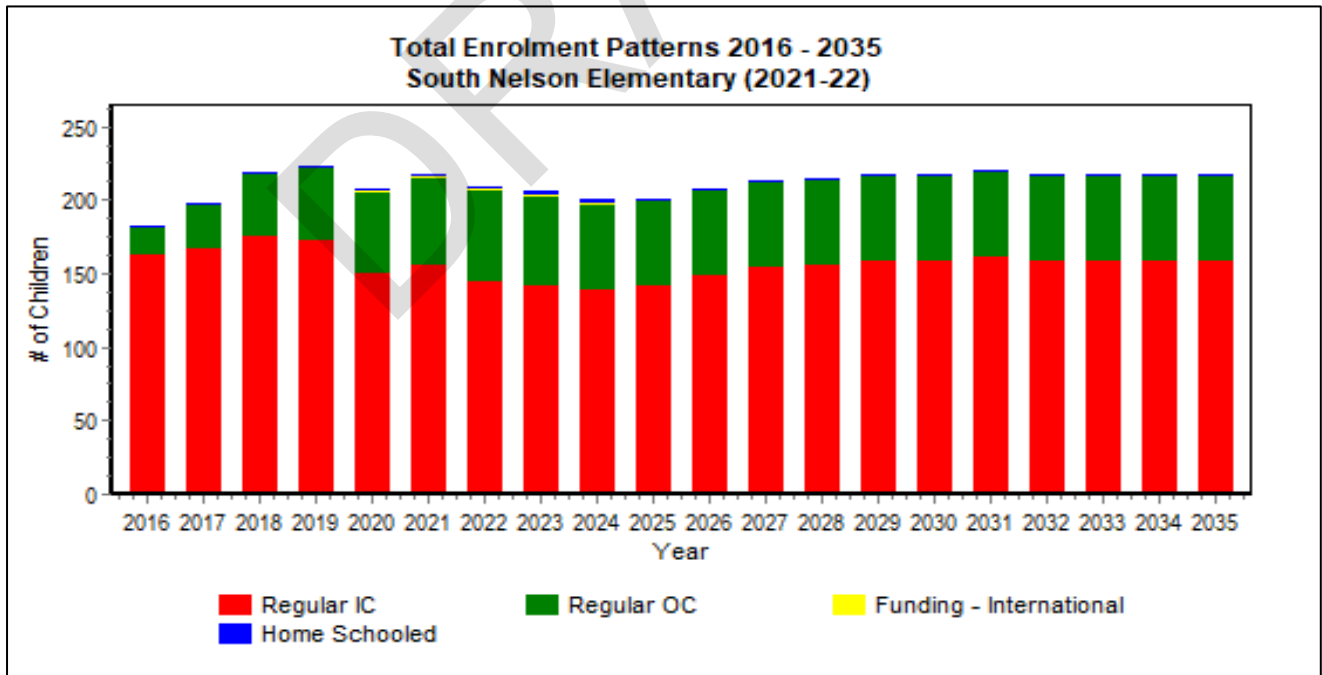


Rosemont Elementary School - Enrolment Projection



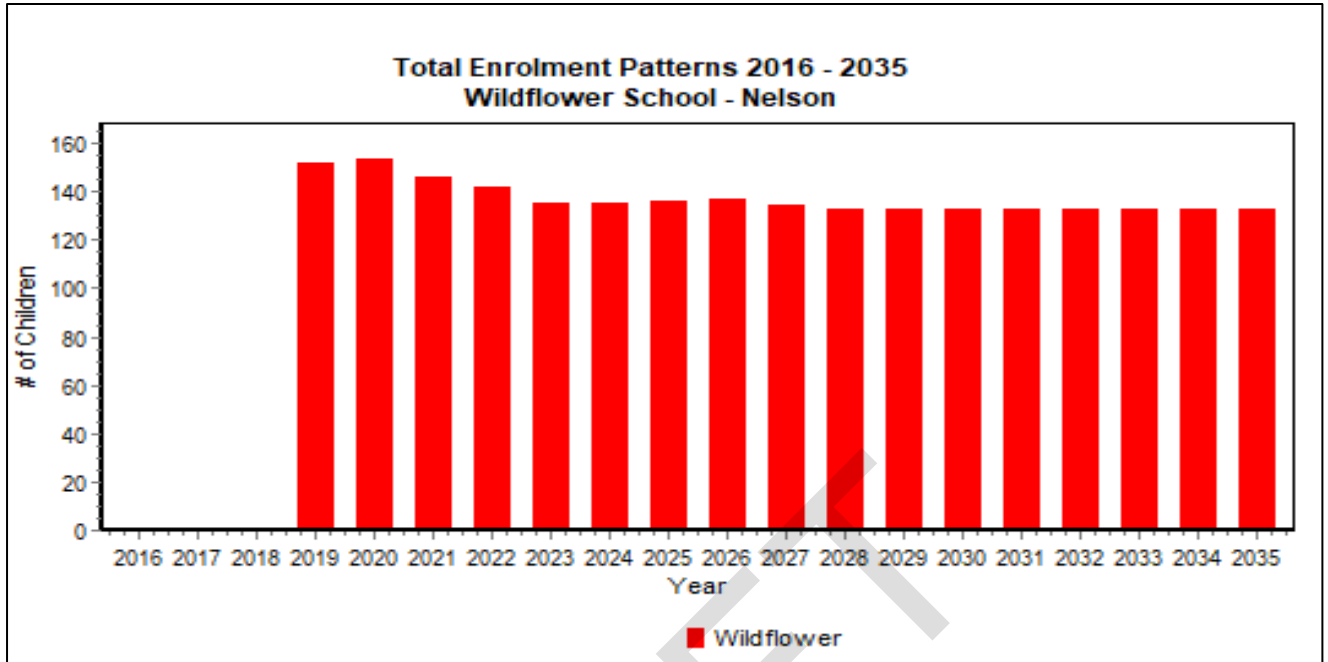
The kindergarten Participation rate has been volatile in recent years, causing difficulty in making an assumption about the future.

South Nelson Elementary School - Enrolment Projection



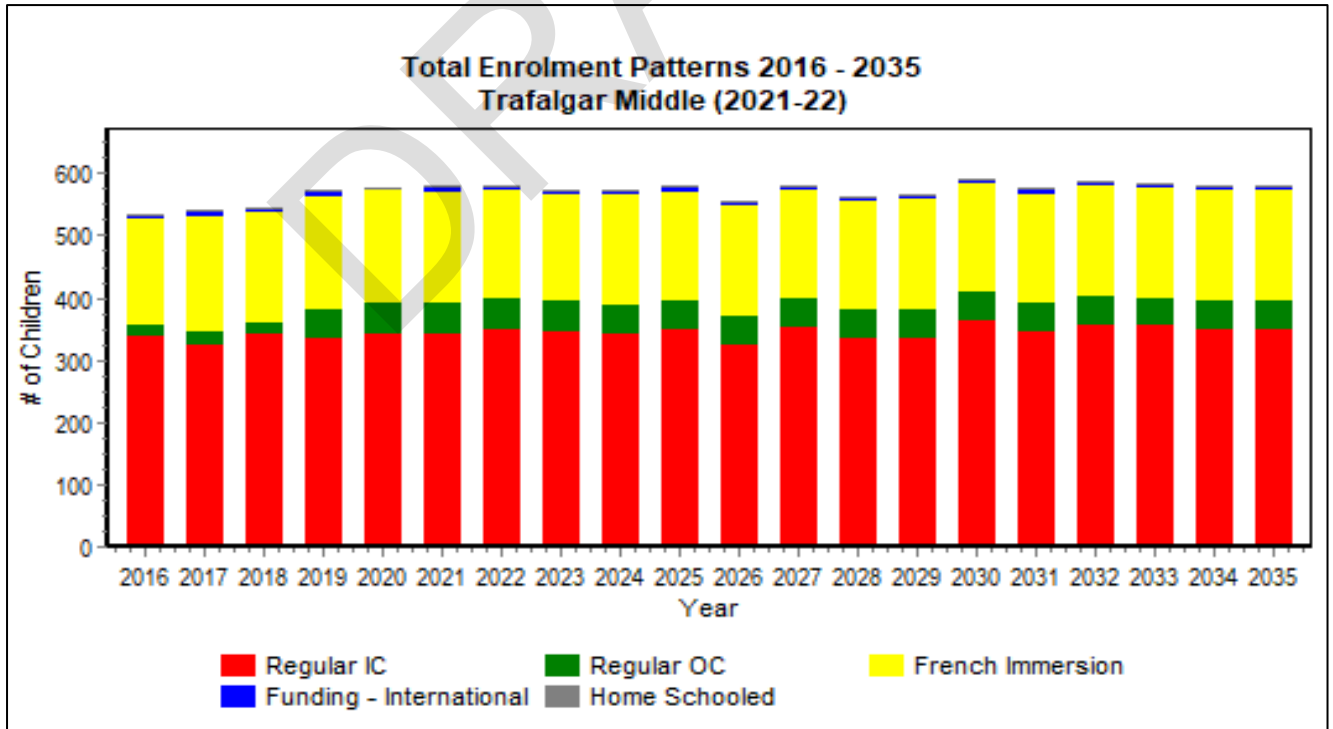
The total Out of Catchment enrolment has increased significantly over the last 2 years, and is expected to continue at these higher levels.

Wildflower School Nelson - Enrolment Projection

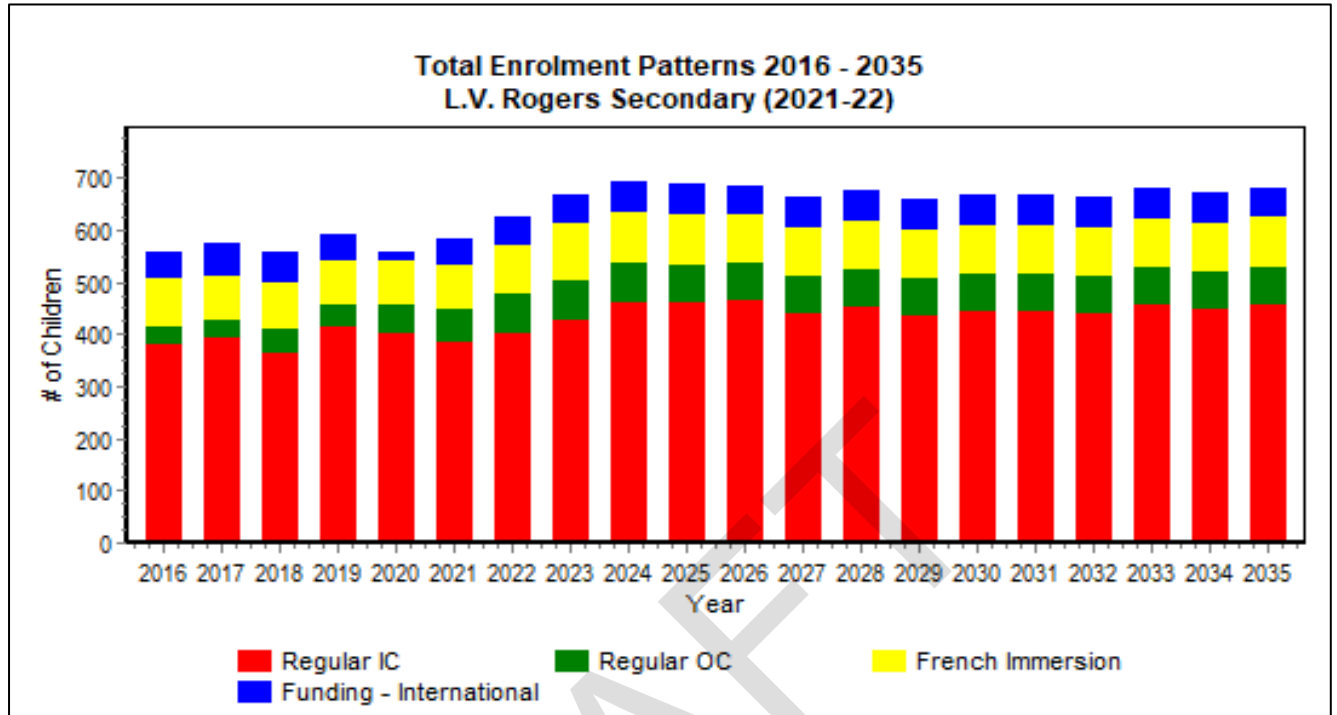


The Wildflower program enrolment would be expected to remain relatively stable, following an increase due to the program recently being offered in Creston for the first time, at PCSS.

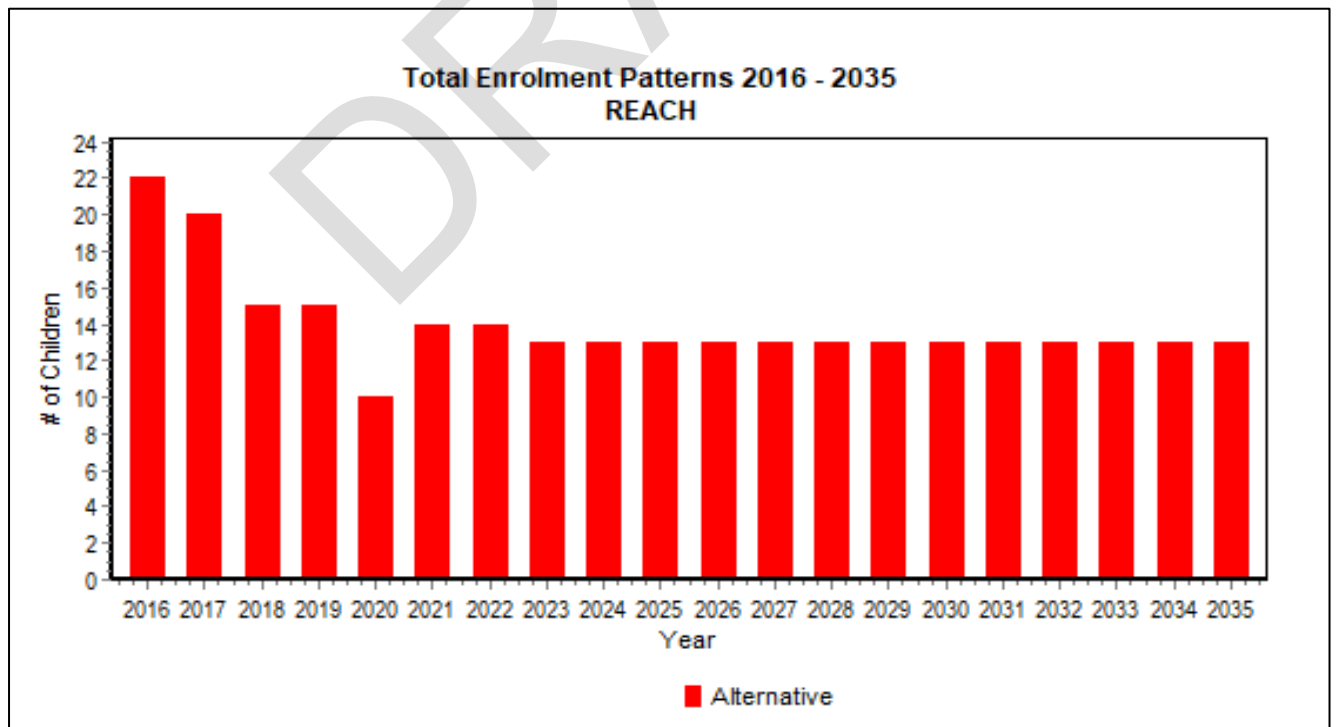
Trafalgar Middle - Enrolment Projection



L.V. Rogers Secondary School - Enrolment Projection

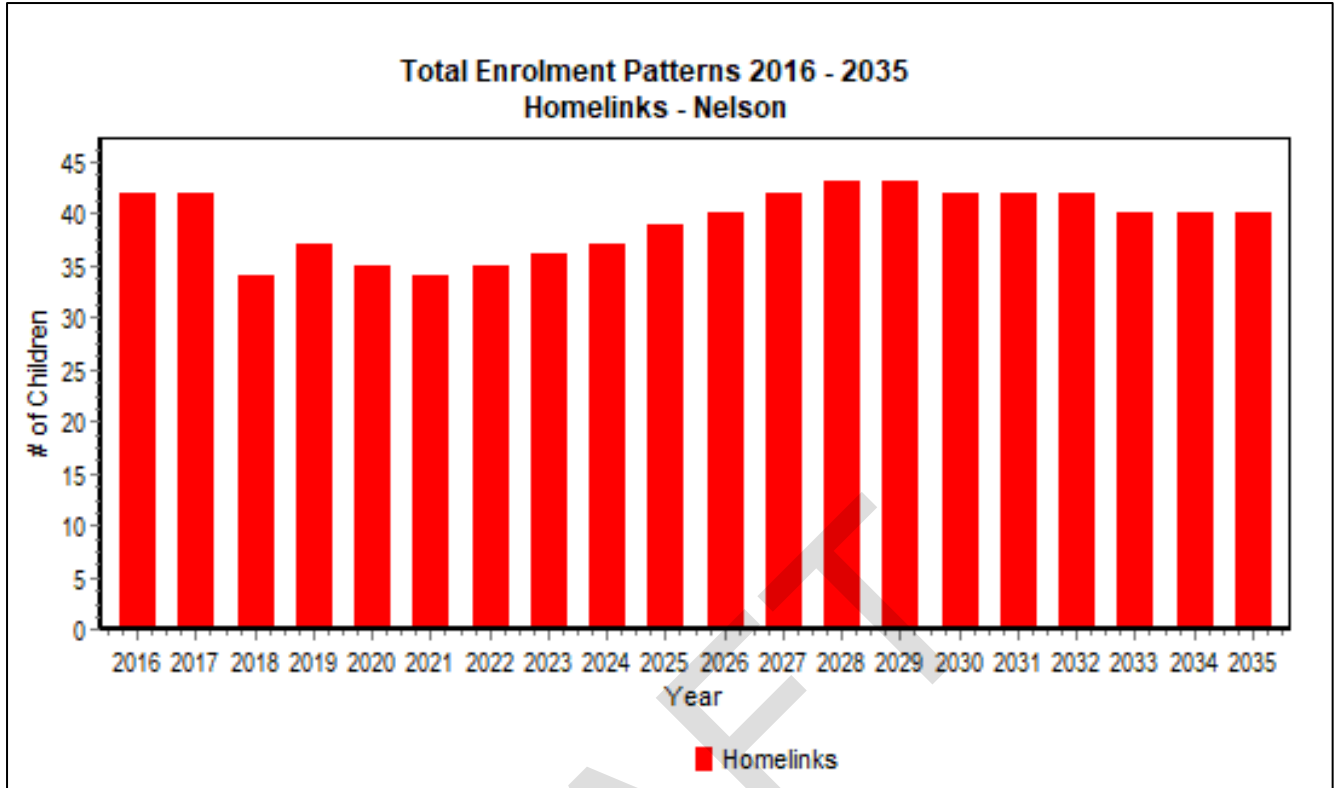


REACH - Enrolment Projection



Homelinks Nelson - Enrolment Projection





DRAFT

Appendix F.4.6 – Nelson Family of Schools Enrolment by Catchment for Each School

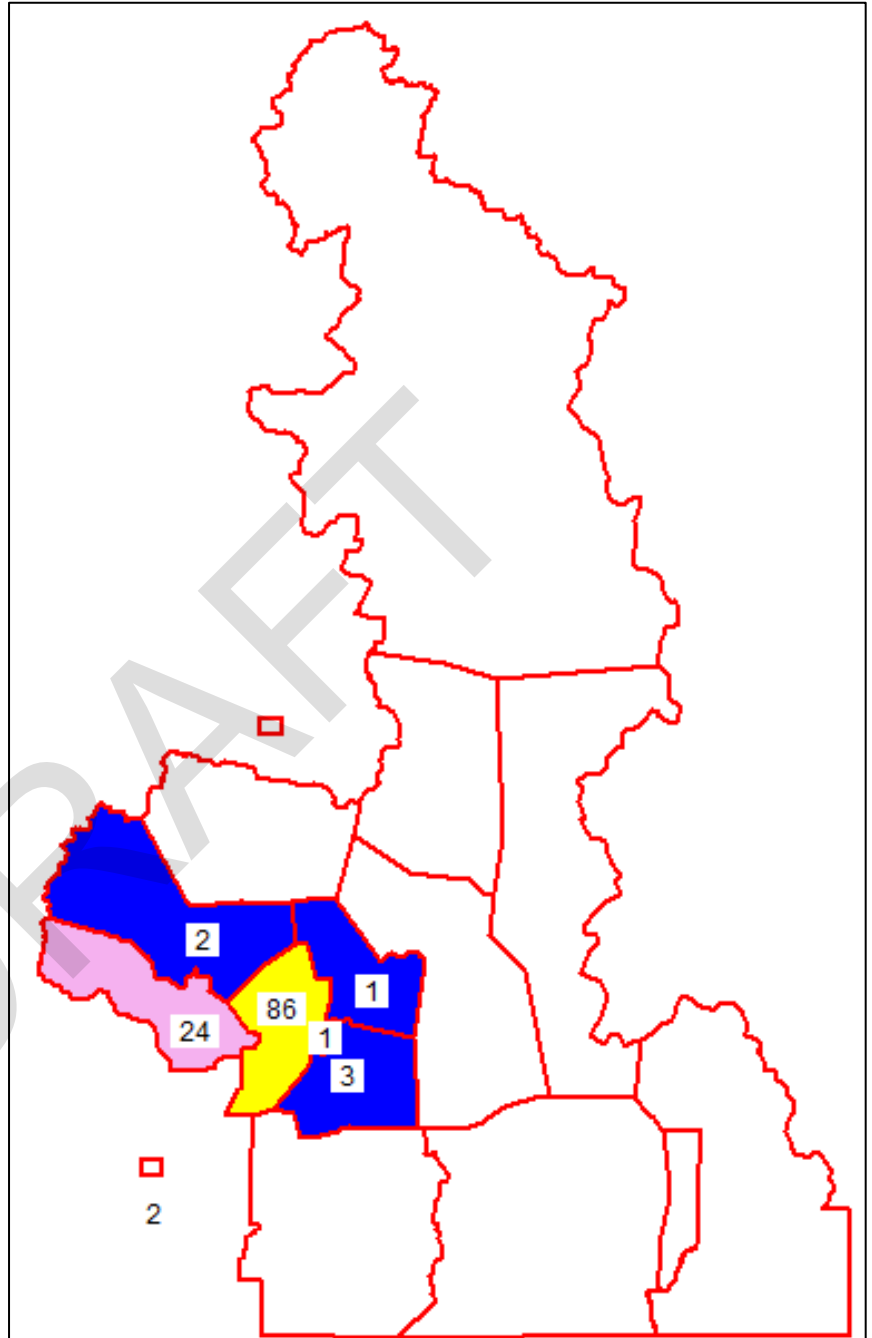
Nelson Family Elementary Schools Students by Catchment Summary Table

Attendance Patterns - Grades K-5 Catchments														
Program/Identifier: All Program/Identifiers Grades: K, ONE, TWO, THREE, FOUR, FIVE, SIX, SEVEN, EIGHT, NINE, TEN, ELEVEN, TWELVE														
Read horizontally for "WHERE RESIDENTS GO" and vertically for "WHERE STUDENTS COME FROM"														
School of Attendance														
Catchment of Residence	Hume Elementary	Redfish Elementary	Rosemont Elementary	South Nelson Elementary	Homelinks - Nelson	L.V. Rogers Secondary	REACH	Trafalgar Middle	Wildflower School - Nelson	Catchment Total	Attend In-Catchment(#)	Attend In-Catchment(%)	Attend Elsewhere(#)	Attend Elsewhere(%)
Blewett Elementary	1		2	4	1	65		50	18	253	86	33.99%	167	66.01%
Brent Kennedy Elementary	4			5	5	32		34	7	383	131	34.20%	252	65.80%
Crawford Bay Elementary & Secondary						10				93	70	75.27%	23	24.73%
Hume Elementary	176	15	2	31	10	220	3	110	28	621	176	28.34%	445	71.66%
J.V. Humphries Elementary & Secondary						1				196	173	88.27%	23	11.73%
Redfish Elementary	8	85		3	1	67	2	29	6	210	85	40.48%	125	59.52%
Rosemont Elementary	7		97	12	4	86	1	56	11	284	97	34.15%	187	65.85%
Salmo Elementary	1			1	1	28	1	6	24	329	127	38.60%	202	61.40%
South Nelson Elementary	15	2	12	152	3	215	3	113	53	595	152	25.55%	443	74.45%
W.E. Graham Community School						3				97	51	52.58%	46	47.42%
Winlaw Elementary					7	4		4	1	193	74	38.34%	119	61.66%
Out of District - Kootenay - Columbia			2	1	3	8		3	3	146	0	0.00%	146	100.00%
Out of District - Southeast Kootenay										3	0	0.00%	3	100.00%
Total Enrolment	212	102	115	209	35	739	10	405	153	5010				
Attend from Catchment(#)	176	85	97	152	0	0	0	0	0		1683			
Attend from Catchment(%)	83.02 %	83.33 %	84.35 %	72.73 %	0.00 %	0.00 %	0.00 %	0.00 %	0.00 %			33.59 %		
Attend Cross Boundary(#)	36	17	18	57	35	739	10	405	153				3327	
Attend Cross Boundary(%)	16.98 %	16.67 %	15.65 %	27.27 %	100.00 %	100.00 %	100.00 %	100.00 %	100.00 %					66.41 %

Blewett Elementary School - Students by Catchment

As at September 30, 2020:

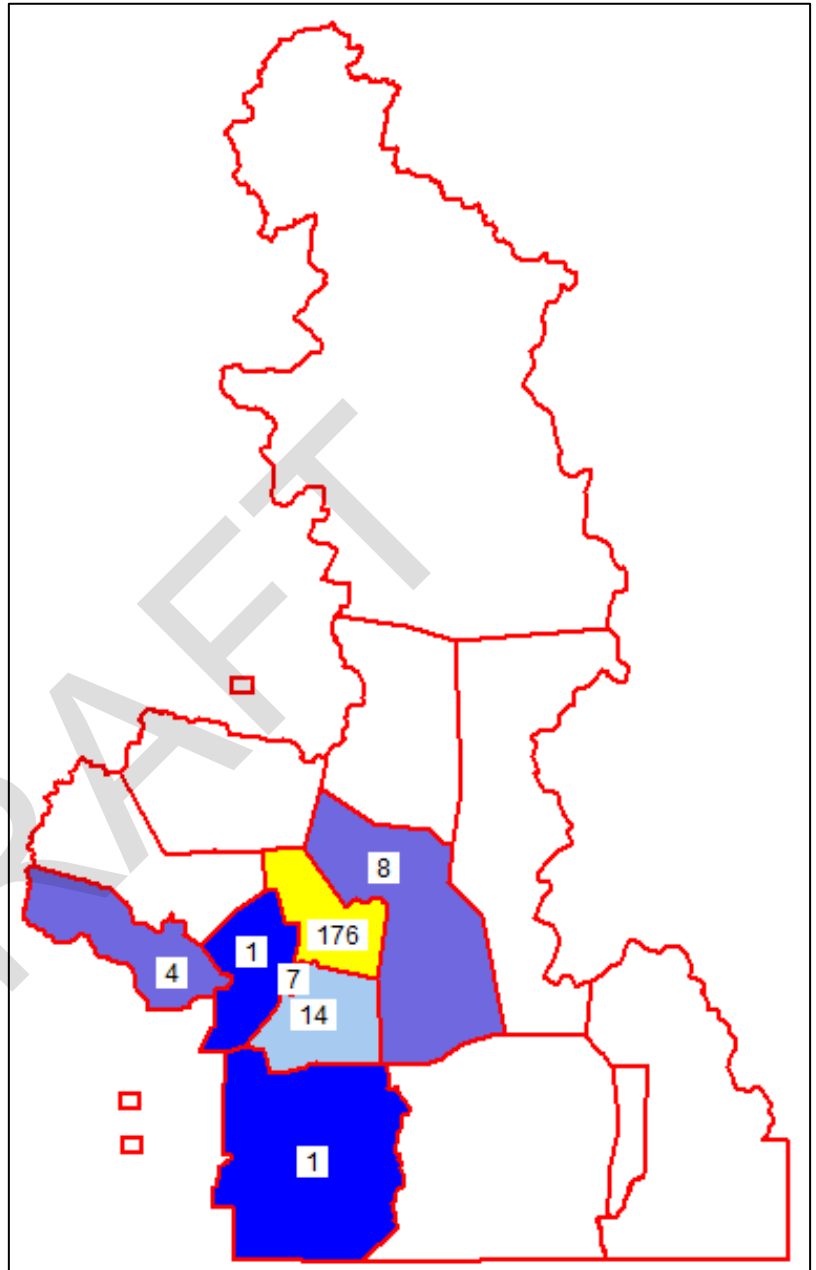
- 86 in-catchment
- 31 out of catchment
 - 24 from Brent Kennedy
 - 2 Winlaw
 - 3 from Rosemont
 - 1 from South Nelson
 - 1 from Hume
 - 2 Out of District
- **121 TOTAL**



Hume Elementary School - Students by Catchment

As at September 30, 2020:

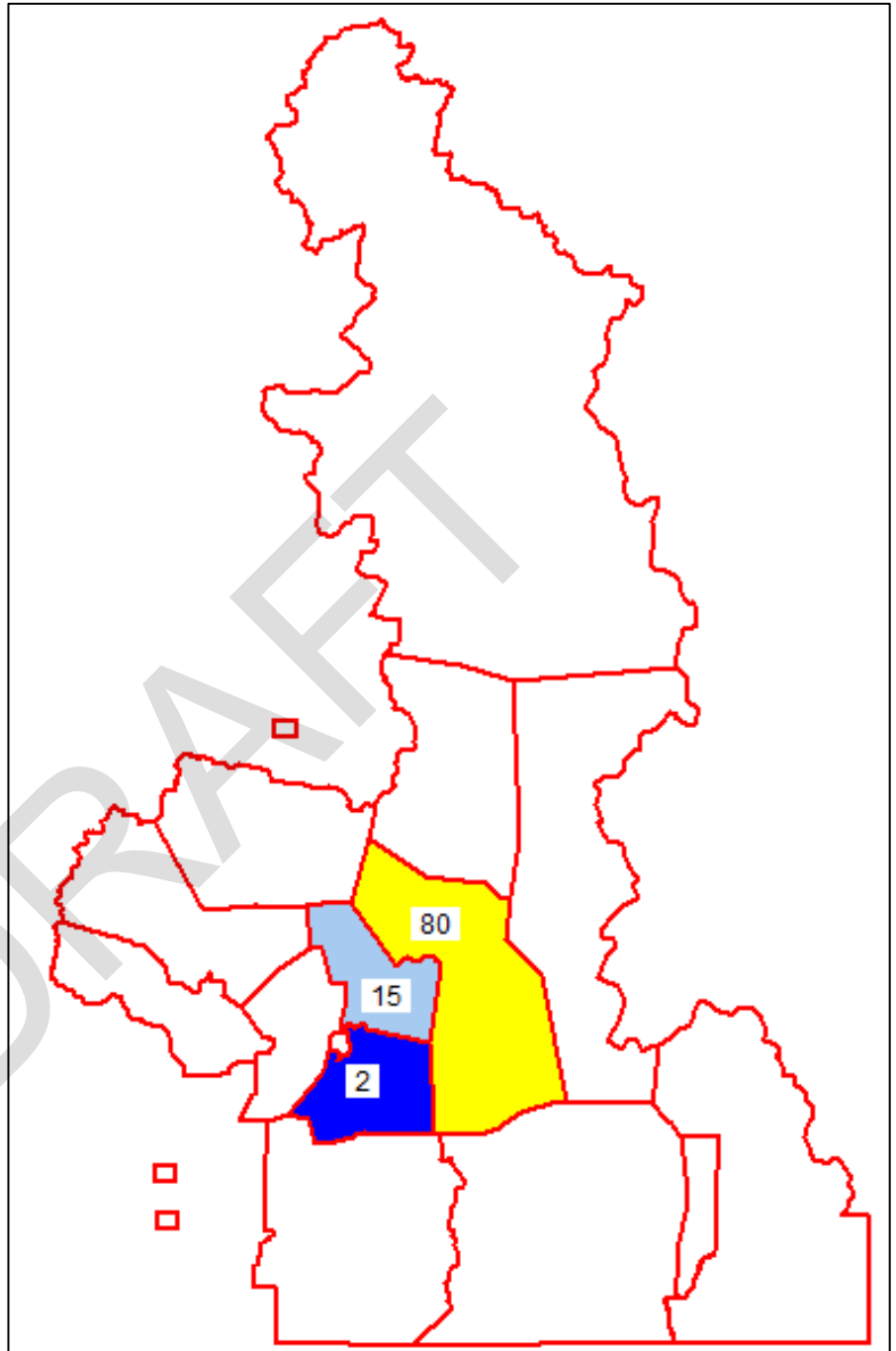
- 176 in-catchment
- 35 out of catchment
 - 1 from Blewett
 - 4 from Brent Kennedy
 - 8 from Redfish
 - 7 from Rosemont
 - 14 from South Nelson
 - 1 Salmo
- **211 TOTAL**



Redfish Elementary School - Students by Catchment

As at September 30, 2020:

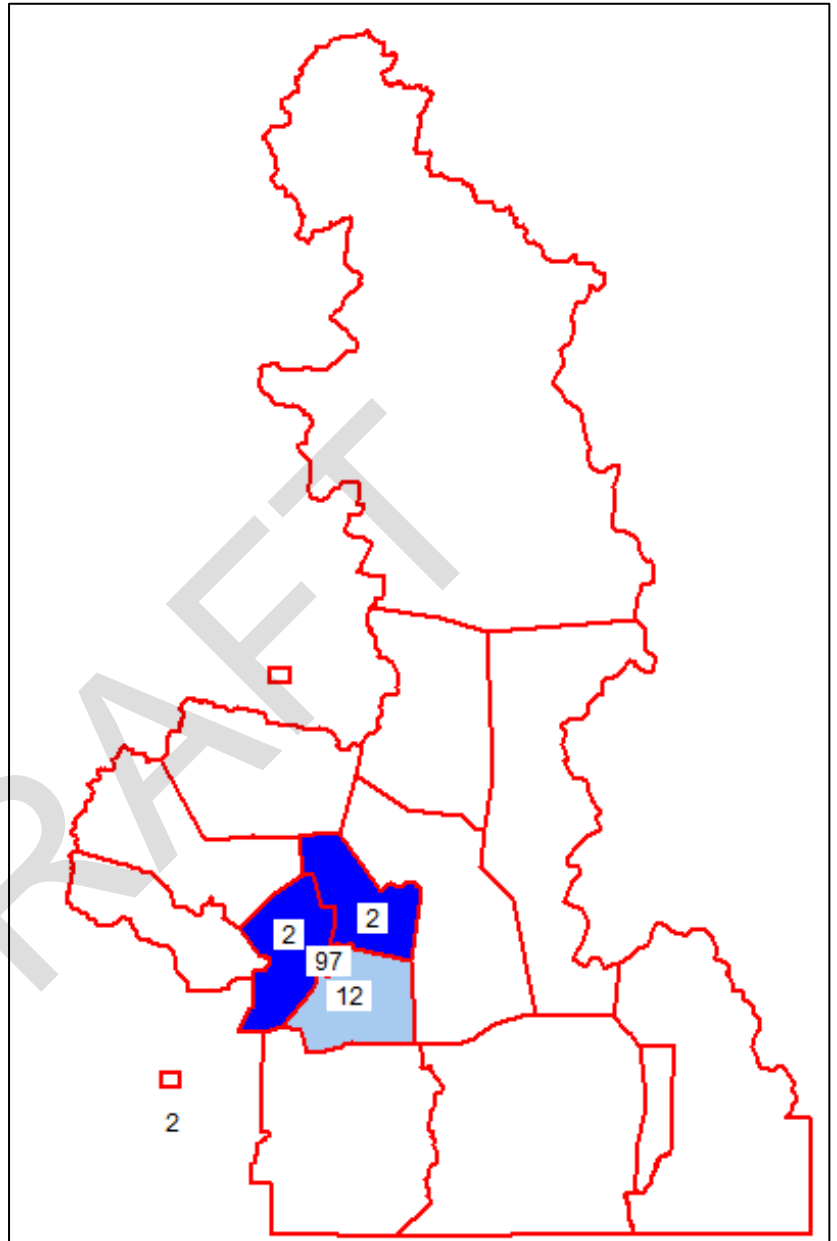
- 80 in-catchment
- 17 out of catchment
 - 15 from Hume
 - 2 from South Nelson
- **97 TOTAL**



Rosemont Elementary School - Students by Catchment

As at September 30, 2020:

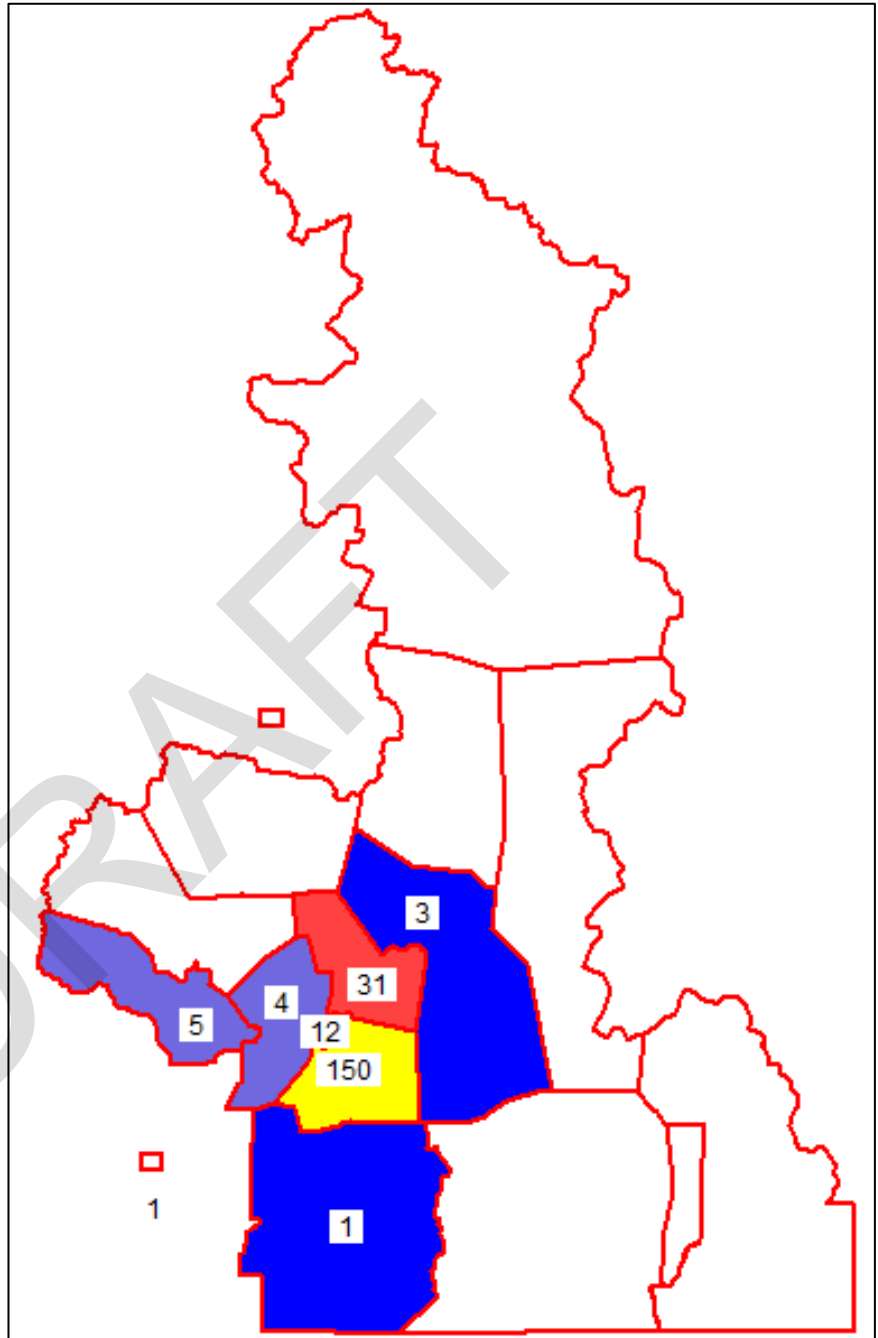
- 97 in-catchment
- 16 out of catchment
 - 12 from South Nelson
 - 2 from Hume
 - 2 from Blewett
 - 2 Out-of-District
- **115 TOTAL**



South Nelson Elementary School - Students by Catchment

As at September 30, 2020:

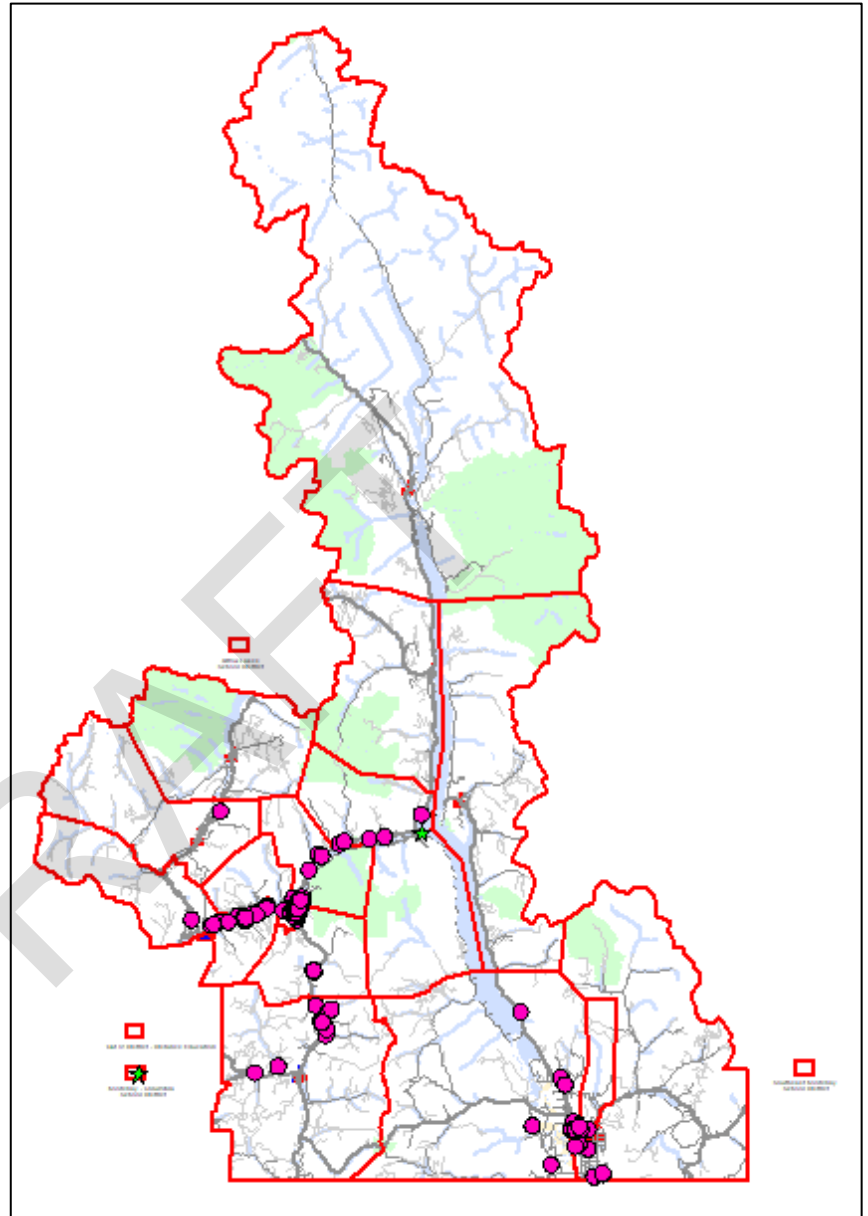
- 150 in-catchment
- 47 out-of-catchment:
 - 1 from Salmo
 - 3 from Redfish
 - 31 from Hume
 - 12 from Rosemont
 - 4 from Blewett
 - 5 from Brent Kennedy
 - 1 from Out of District
- **207 TOTAL**



Wildflower School (attending in Nelson and Creston) - Enrolment by Catchment

As at September 30, 2020:

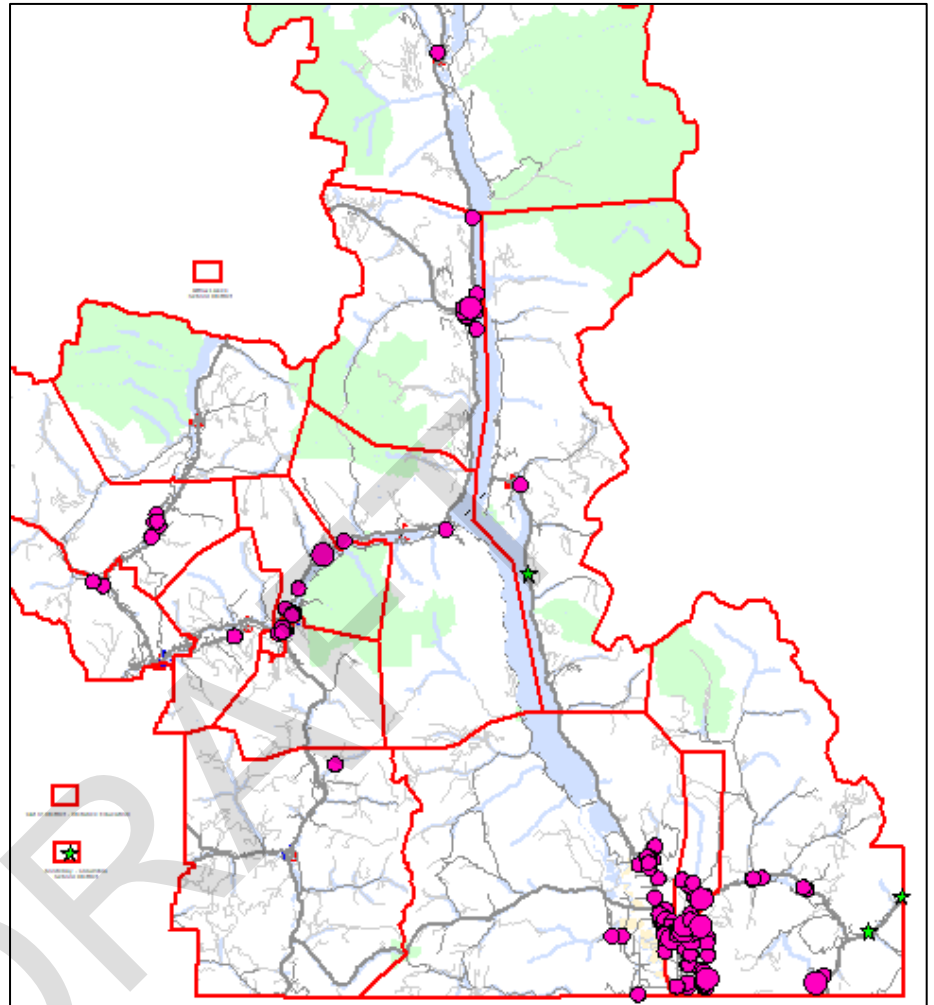
- 38 Creston Wildflower:
 - 27 from ARES
 - 9 from Canyon Lister
 - 2 from Erickson
- 153 Nelson Wildflower:
 - 2 from ARES
 - 18 from Blewett
 - 7 from Brent Kennedy
 - 28 from Hume
 - 6 from Redfish
 - 24 from Salmo
 - 53 from South Nelson
 - 1 from Winlaw
 - 3 from SD20
- **191 TOTAL**



Nelson Homelinks - Enrolment by Elementary Catchment

As at September 30, 2020:

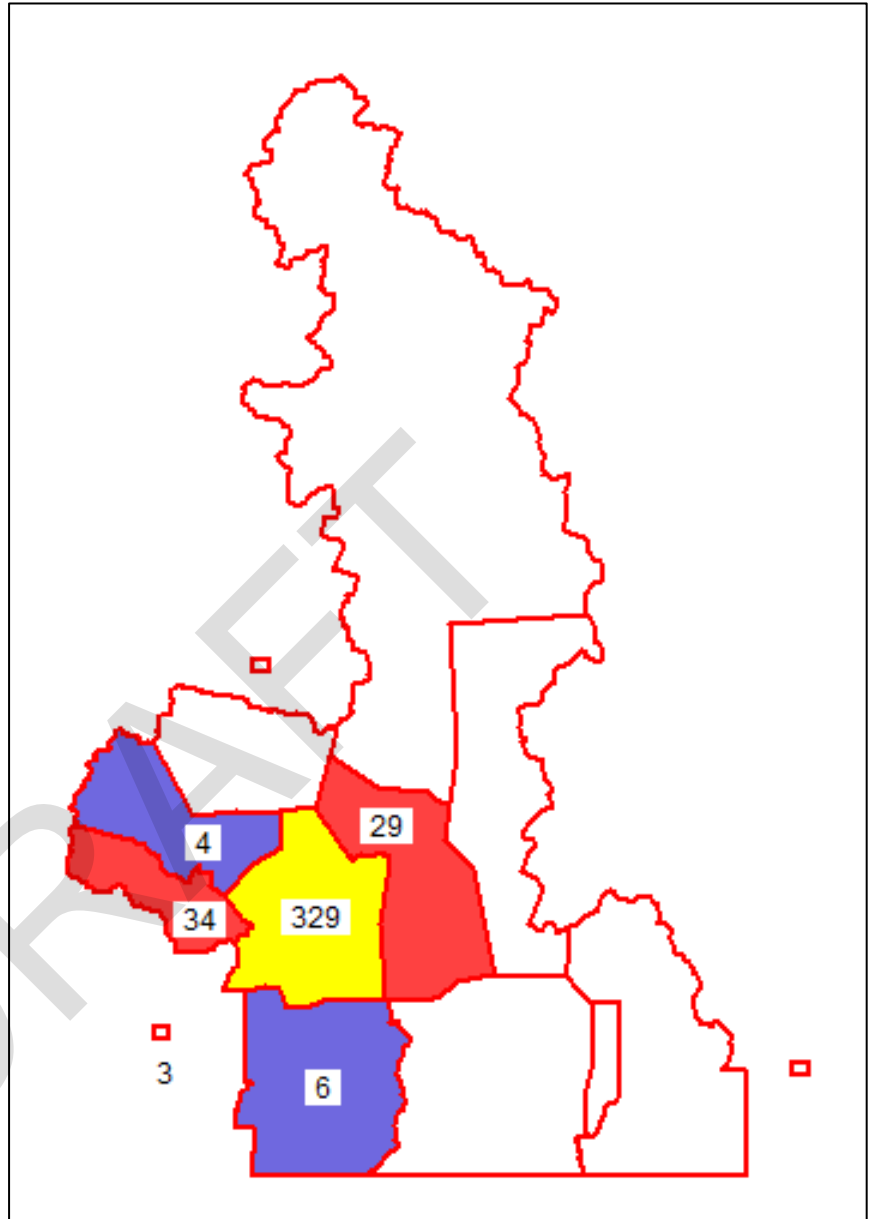
- 1 from Blewett
- 5 from Brent Kennedy
- 10 from Hume
- 1 from Redfish
- 4 from Rosemont
- 1 from Salmo
- 3 from South Nelson
- 7 from Winlaw
- **35 TOTAL**



Trafalgar Middle School - Grade 6-8 Students by Catchment

As at September 30, 2020:

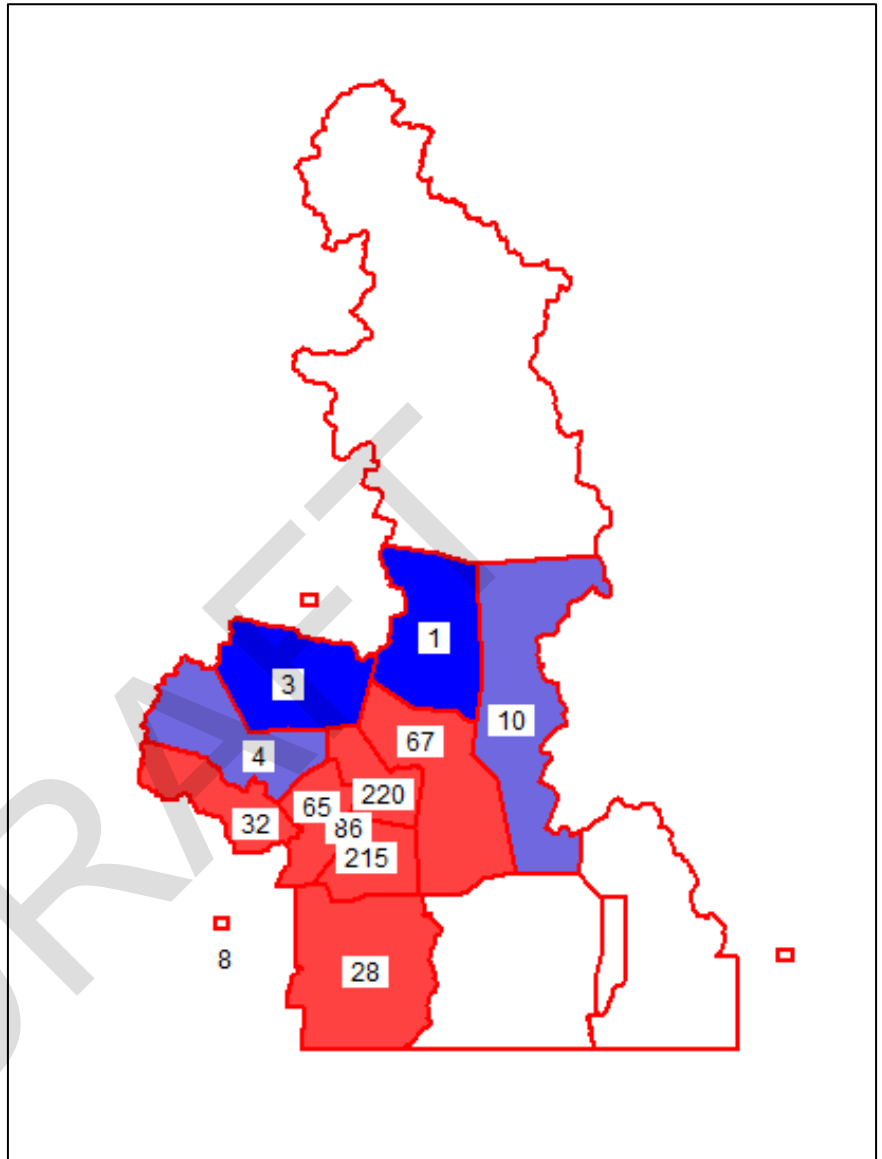
- 358 in-catchment
- 47 out-of-catchment:
 - 38 from Mount Sentinel
 - 6 from Salmo
 - 3 from SD20
- **405 TOTAL**



L.V. Rogers Secondary School - Students by Catchment

As at September 30, 2020:

- 653 in-catchment
 - 67 Redfish
 - 220 from Hume
 - 86 from Rosemont
 - 215 from South Nelson
 - 65 from Blewett
- 39 from Mount Sentinel
 - 3 from WE Graham
 - 4 from Winlaw
 - 32 from Brent Kennedy
- 28 from Salmo
- 10 from Crawford Bay
- 1 from JV Humphries
- 8 from SD20
- **739 TOTAL**



Appendix F.4.7 – Nelson Family of Schools Facilities Plan Consultation Feedback

2021 Facilities Plan Consultation Feedback

At a Nelson Family of School Facilities Consultation meeting on February 25, 2021, a range of facilities planning issues were presented and discussed, including the following comments and questions from attendees, with District staff responses also noted:

Feedback & Questions

- Suggestion to create a new classroom behind the new washrooms (former stage) at Central.
- Suggestion to move the IT department currently in the basement of Central (Wildflower/REACH) to LVR to free up the two classroom spaces for Wildflower Gr. 9 and REACH.
- Suggestion to move the Board Office out of Central.
- The fan installed in the Rosemont gym last summer is very loud. It is difficult to speak, listen, teach a class and can be overstimulating for children. Is it possible to install a quieter fan? **Response:** SD8 will look into it, it is the first we'd heard of this issue. [Since the meeting, have planned to modify the fan operations to manage the sound issue.]
- Has SD8 taken advantage of Fortis rebates for all the building envelope and mechanical upgrades? **Response:** Yes.
- Concerned the Wildflower program would not succeed upon transition of part of the program to a new location. The configuration of the classes is a major reason parents chose to send their children to Wildflower. Can you provide examples of programs that have succeeded upon transition? **Response:** Wildflower would maintain the same 7 to 9 configuration. Wildflower is working well within PCSS.
- Has the Board considered the impact of moving programs such as REACH to the LVR campus on students' mental health? **Response:** Yes, mental health is a concern for all students.
- Was the decision to move REACH to LVR based upon the increased wildflower numbers at Central next year? **Response:** There has not been any decision to move REACH. This will be one of the options considered by the Board. The Board will consider all possible options and take into account all information and feedback. Yes, with the Grades 9 at Trafalgar, the additional students at Wildflower was projected and the Board resolved to make Wildflower into a K-9 school at that time in December 2019 when the decision was made. The main option considered then, which was part of the Board's resolution, was to consider moving the Wildflower middle school grades to Trafalgar, which is one of the options the Board is still looking at.
- How is the pandemic affecting international student enrolment and LVR capacity utilization for 2020/2021? **Response:** Enrolment is down to less than half, but international enrolment is expected to rebound next year.
- Has a family resource center for Redfish ever been considered by the Board? **Response:** This was a discussion several years ago. Believe that preliminary work had been done to assess the need, but further work would be done in this regard.

- Request to reopen the Trafalgar/LVR configuration discussion.
- Has it been considered that enrolment may decline post-COVID-19, with families choosing blended or home learning or distance learning for the next few years? **Response:** Enrolment is expected to return to normal trends as early as next year. And though there was an impact on enrolments due to COVID-19, it was minor, like less than 1% of students.
- Homelinks families/students have not been allowed access to our classroom/spaces this school year. When will they be allowed access again? **Response:** They have had access since last October, 2020.

2020 Facilities Plan Consultation Feedback (2019-2030 Facilities Plan)

What is working well?

- Tech hub: entrepreneurship, student learning, cross pollination with industry, university model
- Multi-age & self-directed model at Wildflower
- Size & location of buildings, proximity to nature
- Playgrounds
- Every school has their own library
- More outdoor components, more time in nature
- Great teachers & staff, cooperate and address parent concerns
- Strong community support
- Diversity & choice of Elementary schools
- Flexibility (Redfish going to Gr. 7)
- Out of Catchment system
- Trafalgar's shop, music program, foods
- South Nelson's music program
- Collaboration & sharing

What could you let go of?

- Keep 6/7 splits at rural schools from Trafalgar breaks funding models
- Properties the Board is considering disposing seem to make sense
- Let go of strict focus on academics and focus on overall well being of children
- School spaces used in daytime by only one demographic of the community
- Poorly maintained spaced in marginal locations
- Open multi-use class spaces, instead of actual classrooms
- Traditional, stale interior architecture
- Every building not utilized by the District
- Leaking Trafalgar gym, creates a bog in outdoor fields
- Trafalgar's past negative reputation, do a turnaround
- Properties not used for education
- Competition for students
- Middle school
- Let go of new build for Trafalgar, use existing building
- Too many different programs, choice is great but can cause us to fund too many pots

What are your DREAMS?

- Parent support
- Optimize the facilities we have, renovate existing landmarks
- Be flexible with configuration within the District
- Facility supports for inclusion - wheelchair, elevators
- Partnerships - soccer, basketball, City of Nelson gym, family place, seniors groups
- Community facilities attached to schools - community hub, multipurpose facility, kitchen, running track, theatre, seniors drop-in center, child care center, sports clubs,
- Solar farm on the roof to generate power for the community
- CORE options - applied skill, fine arts
- More outdoor/nature time built into the curriculum - wilderness trips, right of passage program, outdoor ed, less time in indoor/urban environments
- Learning spaces - open, bright spaces, playgrounds, airy interiors, integrate natural spaces, outdoor covered learning areas, flex space, quiet multi-purpose rooms, a better outdoor playground at Central
- Soccer field
- Interactive whiteboards, better access to technology, lab school with UBC - WKTEP
- Daycare in school
- Spacious parking lots in front of every school
- No ice, snow, winter problems
- Expand french immersion program
- Smaller class sizes
- LVR rebuild on Trafalgar land. Gr. 8-12. Elementary K-7.

What resources would be needed for your DREAMS?

- Lots of outdoor learning, access the great outdoors
- Build open spaces, design to illicit creative expression from the greater community
- Playground space at central, use natural materials (wood, sand, logs), running track
- Better integration with existing city facilities and resources (squash, soccer, swimming pool, civic theatre, library)
- Electrical upgrade at most schools for technology
- Heating system upgrades
- Washrooms updated at Trafalgar
- Double door system to prevent heat loss
- Concerned Central School priority admin/Board function, parking issue, school should be allocated same outdoor space as schools of similar size
- Money, imagination, ideas from existing successful models (i.e. Sweden)
- Community involvement, public partnerships, publicity/awareness in media that Schools are open to corporate partnerships
- Commitment from the Board
- Well resourced & supported
- Better classroom accommodations at LVR

DRAFT

Appendix F.5 - Salmo Family of Schools Facilities

Appendix F.5.1 – Salmo Family of Schools Facilities, Student Enrolment and School Capacity Summaries

Four Sites / Two Buildings / Two Schools

- Salmo Elementary School
- Salmo Secondary School
- Tennis Court & Pool Land
- Ymir Land

Headcount & Operating Capacity

Total Headcount Enrolment in Salmo Family of Schools

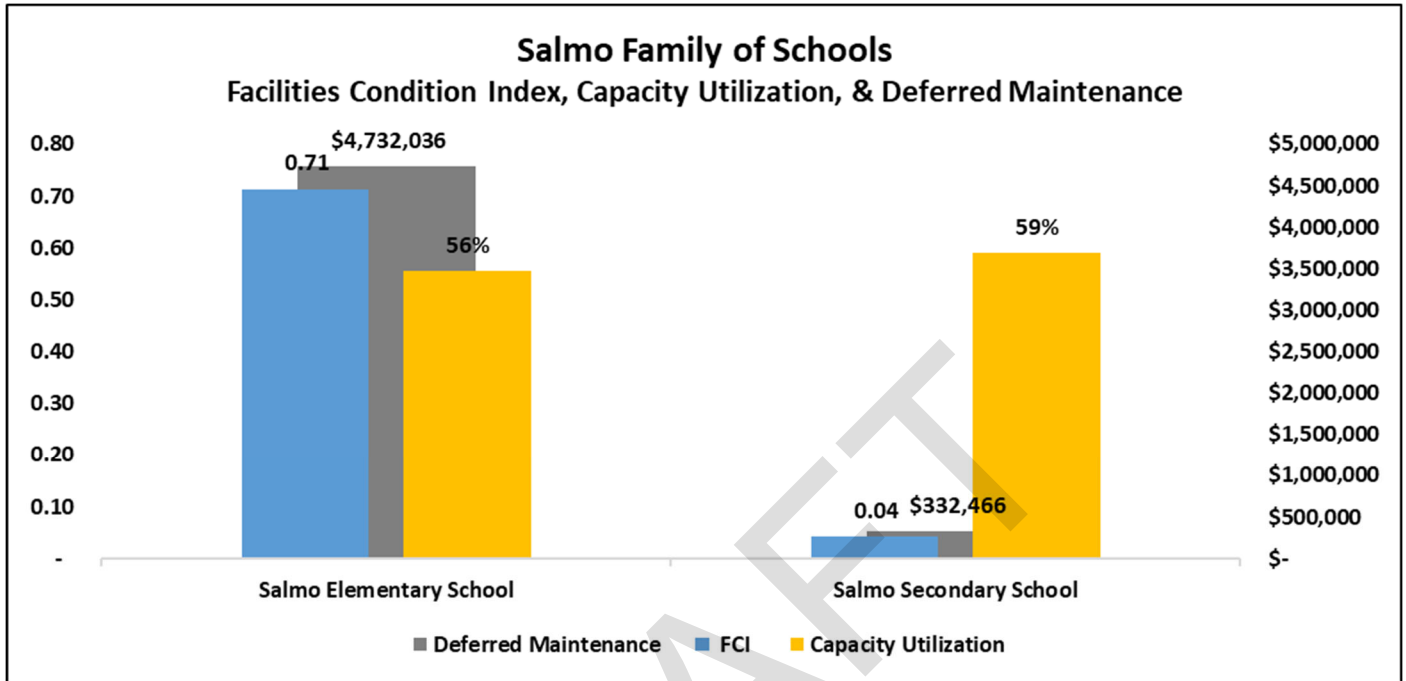
- 131 = Salmo Elementary
- 133 = Salmo Secondary
- **264 = Total Student Headcount**

Operating Capacity in Salmo Family of Schools

- 236 = Salmo Elementary
- 225 = Salmo Secondary
- **461 = Total Operating Capacity**

57% Capacity Utilization in Salmo Family of School

Appendix F.5.2 - Salmo Family of Schools FCI, Utilization & Deferred Maintenance



DRAFT

Appendix F.5.3 - Salmo Family of Schools Schools Facilities Information Summaries

Salmo Secondary School

- Location: Salmo
- Built: 2004
- Operating Capacity: 225
- Total Student Headcount = 133
- Total Student Enrolment (FTE) = 134
 - Secondary = 134
- Building Metrics:
 - Capacity Utilization: 59%
 - Facilities Condition Index: 0.04
 - Deferred Maintenance: \$0.3 MM



Salmo Elementary School

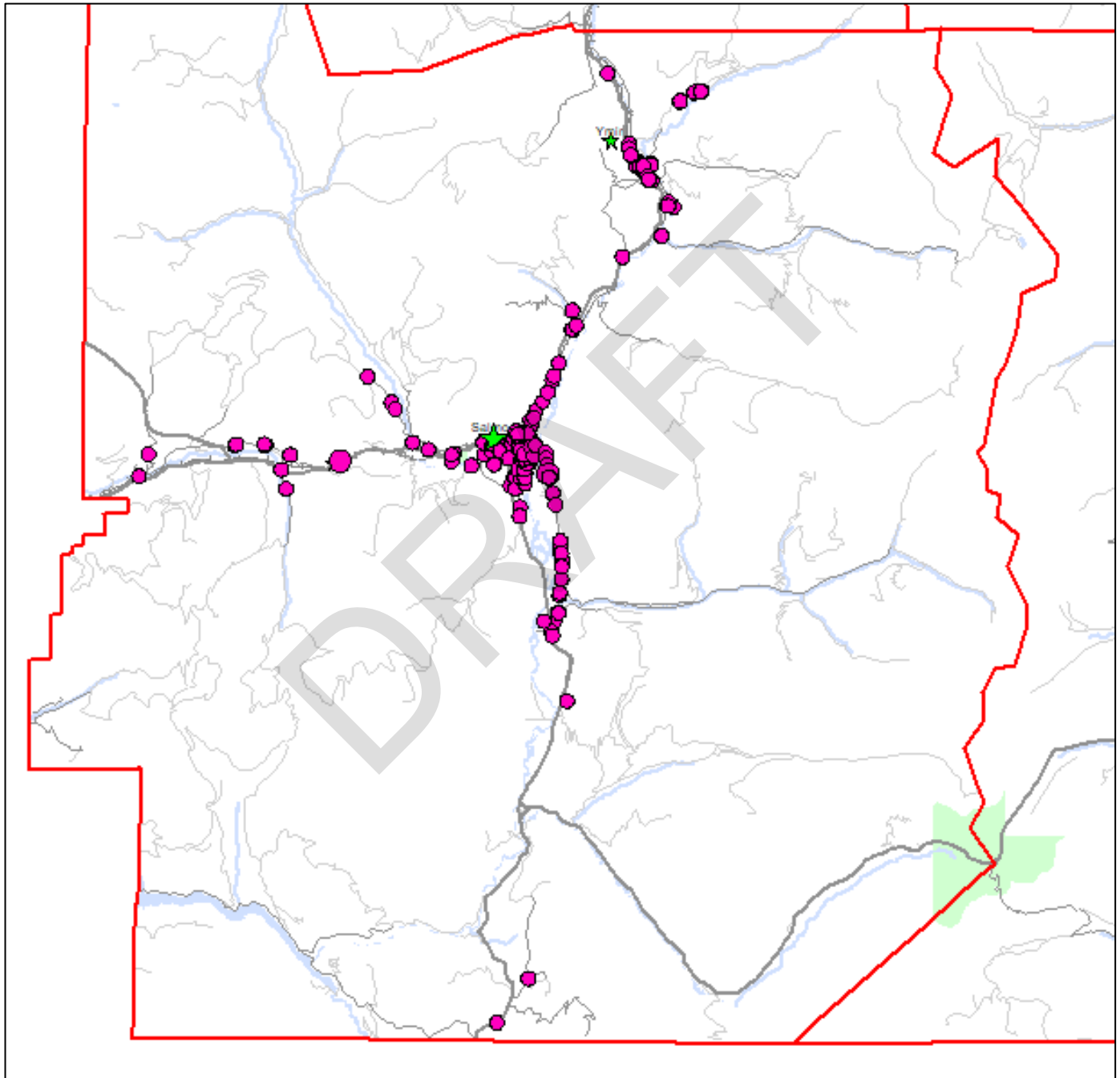
- Location: Salmo
- Built: 1953
- Operating Capacity: 236
- Total Student Headcount/Enrolment = 131
 - Elementary = 131
- Building Metrics:
 - Capacity Utilization: 56%
 - Facilities Condition Index: 0.71
 - Deferred Maintenance: \$4.7 MM



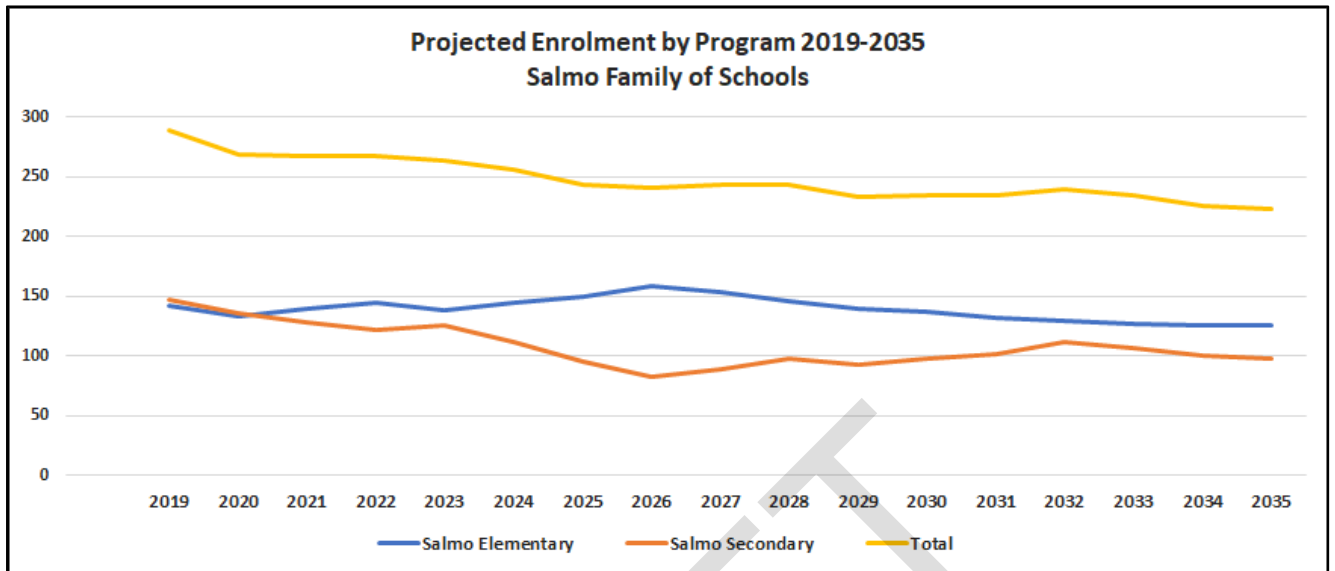
DRAFT

Appendix F.5.4 - Salmo Family of Schools Student Population & Enrolment Projections By School

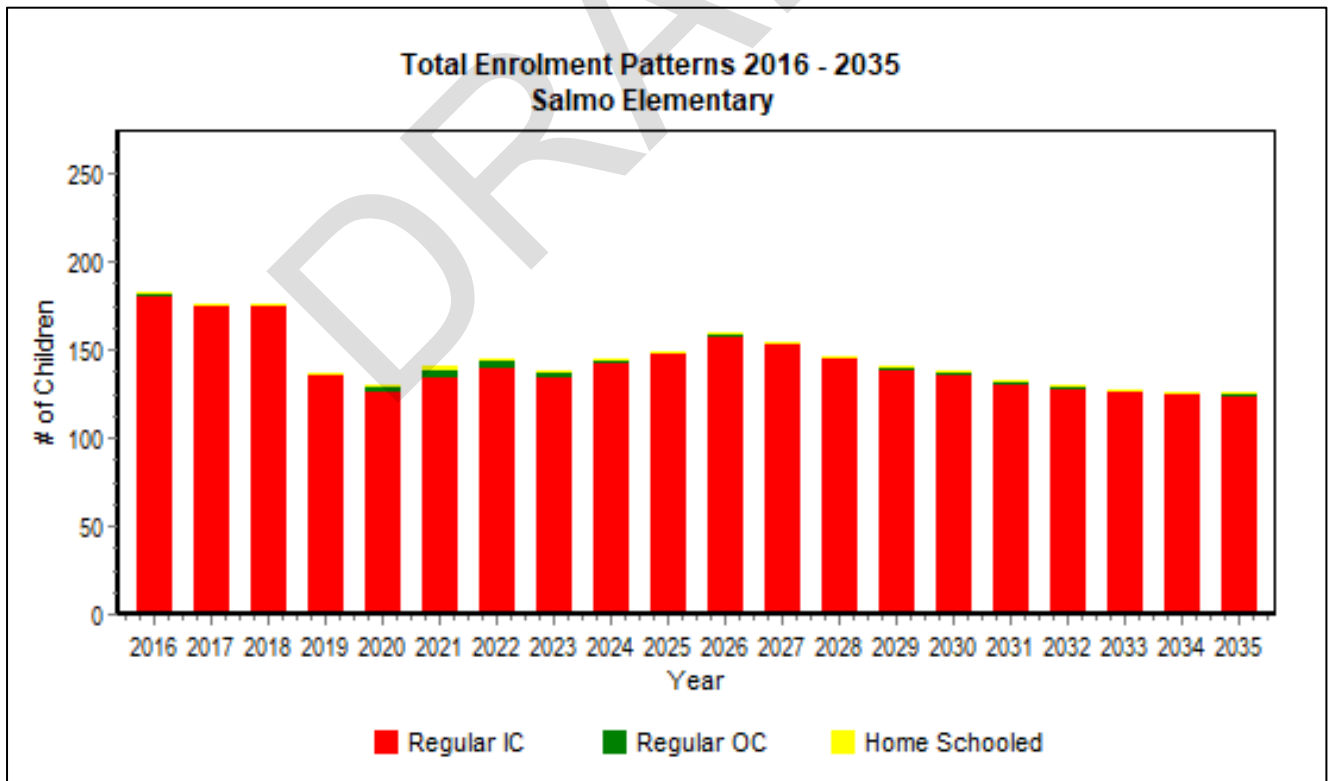
Salmo Family of Schools - Student Population



Salmo Family of Schools - Enrolment Projection

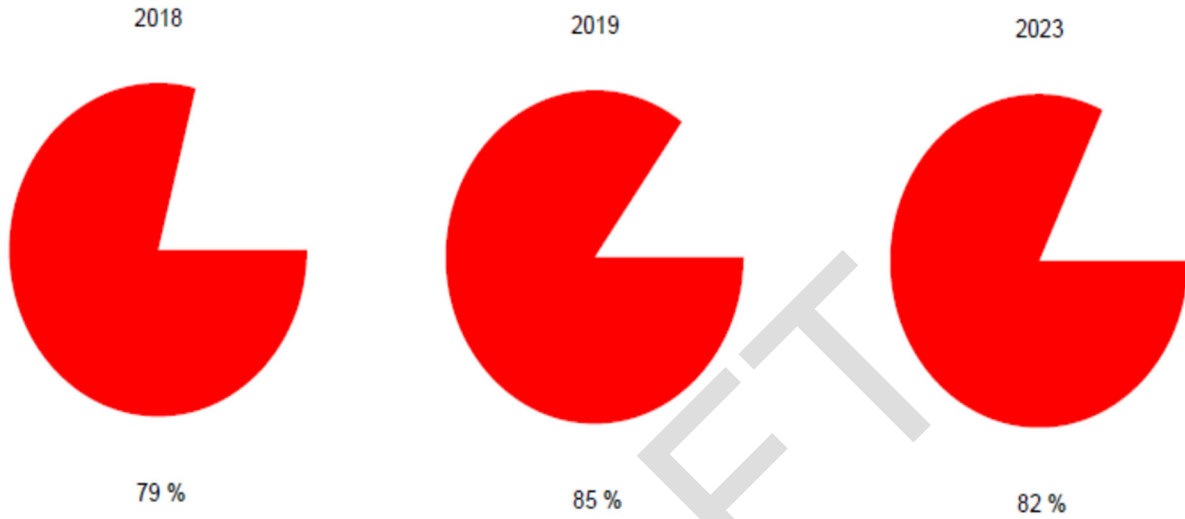


Salmo Elementary School - Enrolment Projection




Appendix F.5.4 - Salmo Family of Schools Participation Rates

Salmo Secondary School - Participation Rates

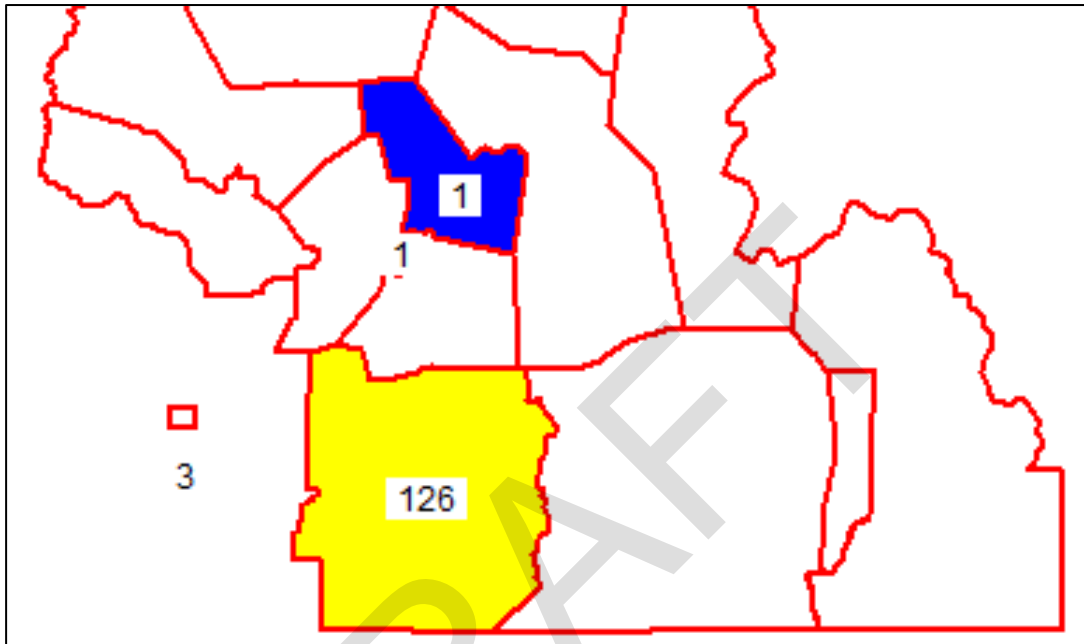


Salmo Elementary School - Participation Rates

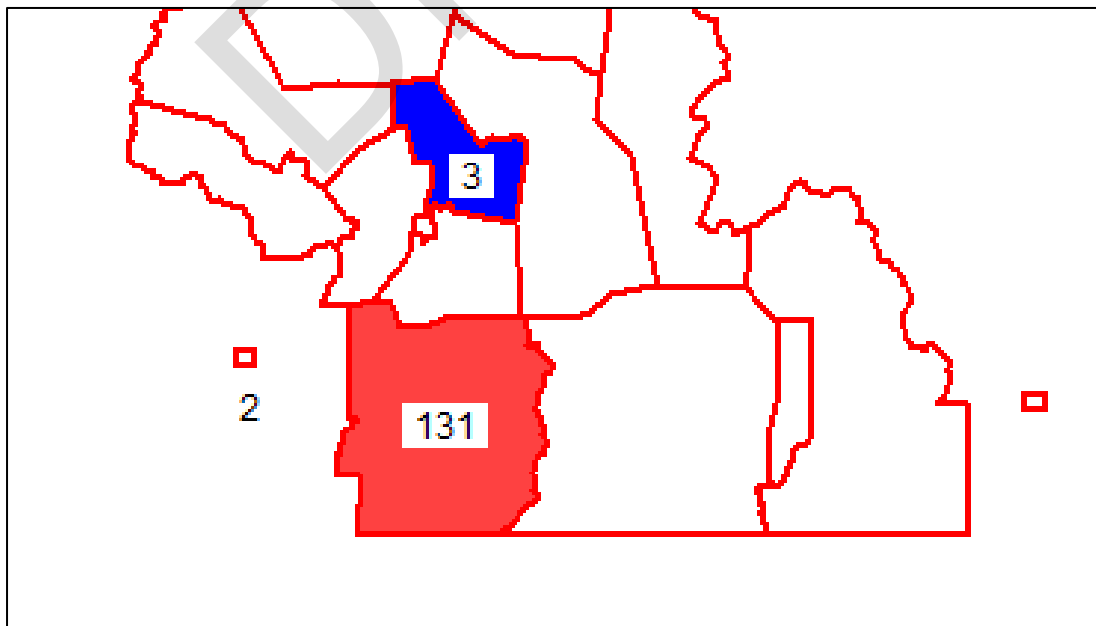


Appendix F.5.6 - Salmo Family of Schools Students by Catchment

Salmo Elementary School - Students by Catchment



Salmo Secondary School - Students by Catchment



Appendix F.6.7 - Salmo Family of Schools

Facilities Plan Consultation Feedback

2021 Facilities Plan Consultation Feedback

At a Salmo Family of School Facilities Consultation meeting on February 18, 2021, a range of facilities planning issues were presented and discussed, including the following comments and questions from attendees, with District staff responses also noted:

Feedback & Questions

- Request for the community to be involved in consultation about trees on the property.
- Request for the bell to be returned to Salmo Elementary.
- There is an RDCK Housing Assessment predicting 70 new families moving into Salmo.
- Can a second floor be added to the secondary school? **Response:** That has not been under consideration in any of the architectural plans thus far.
- That has not been under consideration in any of the architectural plans thus far.
- Parking, student pick up and drop off at Salmo Elementary is dangerous.

2020 Facilities Plan Consultation Feedback (2019-2030 Facilities Plan)

What is working well?

- Lunch program
- Community involvement & partnerships
- PAC parents
- Dedicated, collaborative & caring staff
- Lots of courses offered
- Elementary outdoor space
- Secondary school space
- Students educated locally (not bussed to other communities)
- Preschool on site

What could you let go of?

- Elementary school building - sewer gas, air quality, mice/wasps, lack of heat, asbestos, aging resources
- Operating costs
- Shared administration

What are your DREAMS?

- K-12 school for all
- Childcare centre moves with Elementary expansion
- Community hub
- Teachers live in the community

- Kids increase connection and integration with the natural environment
- Comfortable spaces, clean, warm, healthy environment, updated bathrooms
- All education needs met in Salmo
- Remote into classes at other schools, if course not offered in Salmo
- Cross curricular subject
- Adult education programs
- Employment training opportunities
- Outdoor/learning garden/greenhouse
- Keep smaller classes to accommodate higher needs
- Fitness centre / dance centre / tennis courts / pool upgrade
- Community theatre
- Makerspace lab

What resources would be needed for your DREAMS?

- Expansion project
- Coordinate planning with community organizations
- Funding: Ministry funding for addition of SES to SSS. Advocate for other funding groups (e.g. CBT) to help fill the gaps.
- Advocate for rural communities compared to urban school districts
- Adult to student ratio is lower
- Technology labs (K-12)
- Hub option with separate kitchen / bathroom
- Community & education about the benefits of a joint K-12 campus
- Books
- Teachers
- Flexible seating
- Sports - perhaps District rather than school-based
- Communication between schools & community
- Keep land for daycare purpose & more outdoor space

Appendix F.6 - Slocan Valley Family of Schools Facilities

Appendix F.6.1 - Slocan Valley Family of Schools Facilities, Student Enrolment and School Capacities Summary

Five Sites / Nine Buildings / Four Schools:

Schools

- Brent Kennedy Elementary School
- Mount Sentinel Secondary School
- Mount Sentinel Portable
- W.E. Graham Elementary Secondary School
- Winlaw Elementary School

Admin & Maintenance

- Brent Kennedy Pumphouse
- Bus Garage Slocan

Leases

- Brent Kennedy Modular Buildings

Headcount & Operating Capacity:

Headcount Enrolment in Slocan Valley Family of Schools

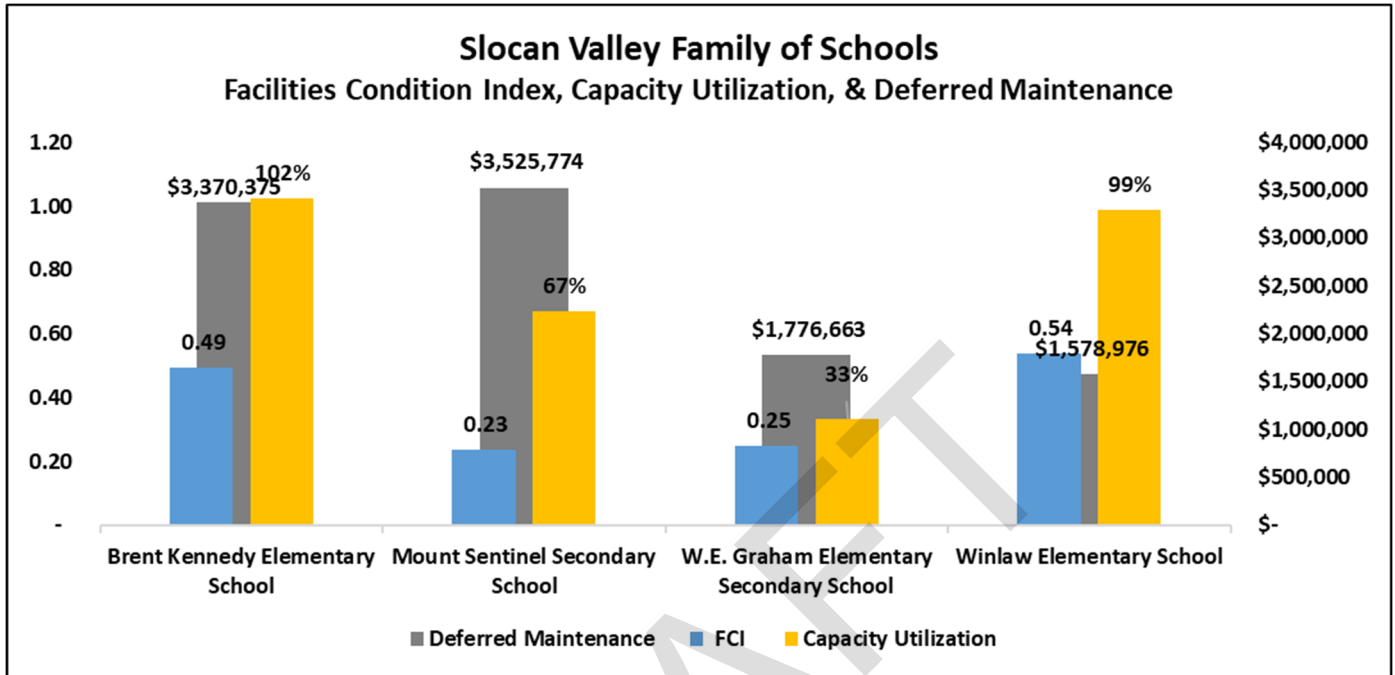
- 208 = Brent Kennedy Elementary School
- 268 = Mount Sentinel Secondary School
- 78 = W.E. Graham Elementary Secondary School
- 87 = Winlaw Elementary School
- **641 = Student Headcount at SD8 facilities**
- 12 = Sequoia
- **653 = Grand Total Student Headcount**

Operating Capacity in Slocan Valley Family of Schools

- 203 = Brent Kennedy Elementary School
- 400 = Mount Sentinel Secondary School
- 235 = W.E. Graham Elementary Secondary School
- 88 = Winlaw Elementary School
- **926 = Total Operating Capacity**

69% Capacity Utilization in Slocan Valley Family of Schools

Appendix F.6.2 - Slokan Valley Family of Schools Family of Schools FCI, Utilization & Deferred Maintenance Charts



DRAFT

Appendix F.6.3 - Slocan Valley Family of Schools Schools Facilities Information Summaries

Mount Sentinel Secondary School

- Location: South Slocan
- Built: 1950
- Operating Capacity: 400
- Total Student Headcount = 268
- Total Student Enrolment (FTE) = 266
 - Elementary = 44
 - Secondary = 222
- Building Metrics:
 - Capacity Utilization: 67%
 - Facilities Condition Index: 0.23
 - Deferred Maintenance: \$3.5 MM



W.E. Graham Elementary Secondary School

- Location: Slocan
- Built: 1950
- Operating Capacity: 235
- Total Student Headcount = 78
- Total Student Enrolment (FTE) = 78
 - Elementary = 53
 - Secondary = 25
- Building Metrics:
 - Capacity Utilization: 33%
 - Facilities Condition Index: 0.25
 - Deferred Maintenance: \$1.8 MM



Winlaw Elementary School

- Location: Winlaw
- Built: 1978
- Operating Capacity: 88
- Total Student Headcount/Enrolment = 87
 - Elementary = 87
- Building Metrics:
 - Capacity Utilization: 99%
 - Facilities Condition Index: 0.54
 - Deferred Maintenance: \$1.6 MM



Brent Kennedy Elementary School

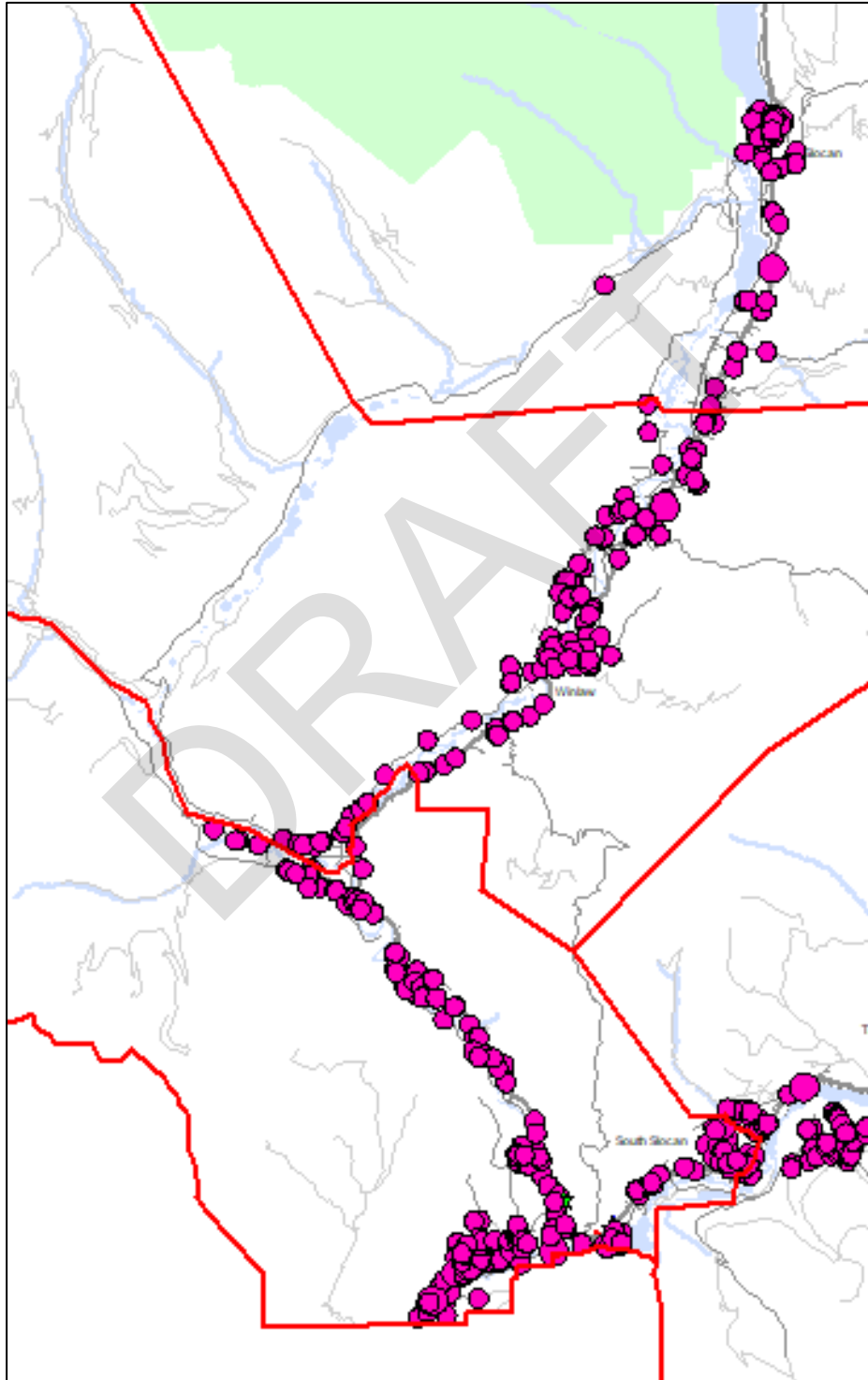
- Location: Crescent Valley
- Built: 1977
- Operating Capacity: 203
- Total Student Headcount/Enrolment = 208
 - Elementary = 208
- Building Metrics:
 - Capacity Utilization: 102%
 - Facilities Condition Index: 0.49
 - Deferred Maintenance: \$3.4 MM



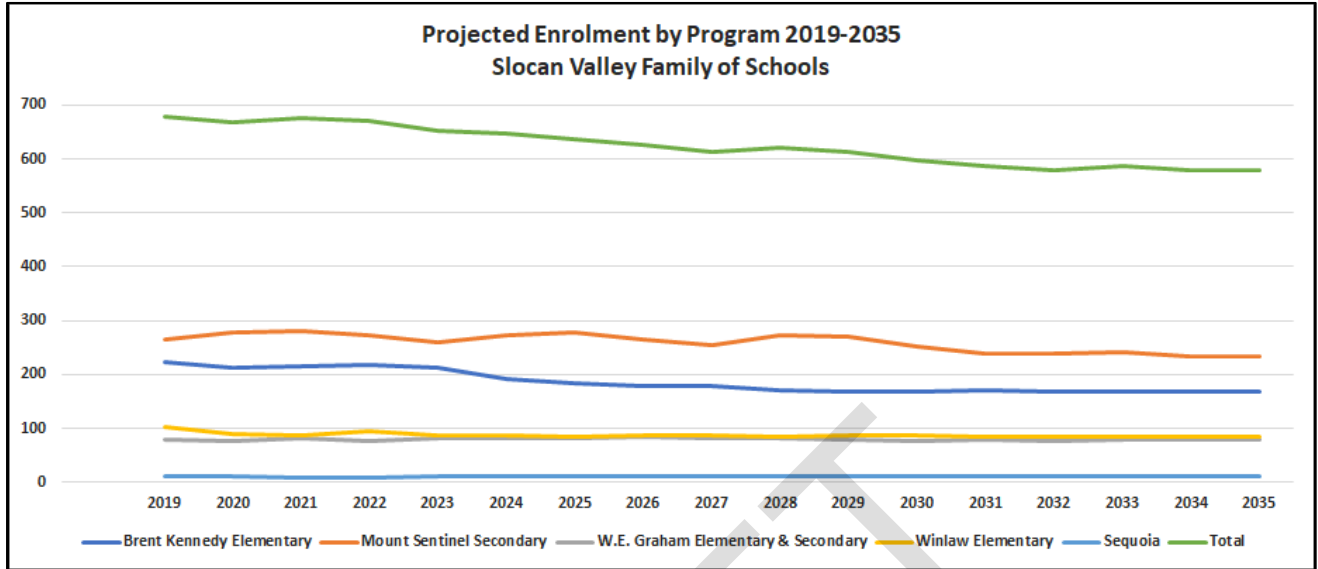
DRAFT

Appendix F.6.4 – Slocan Valley Family of Schools Student Population & Enrolment Projections By School

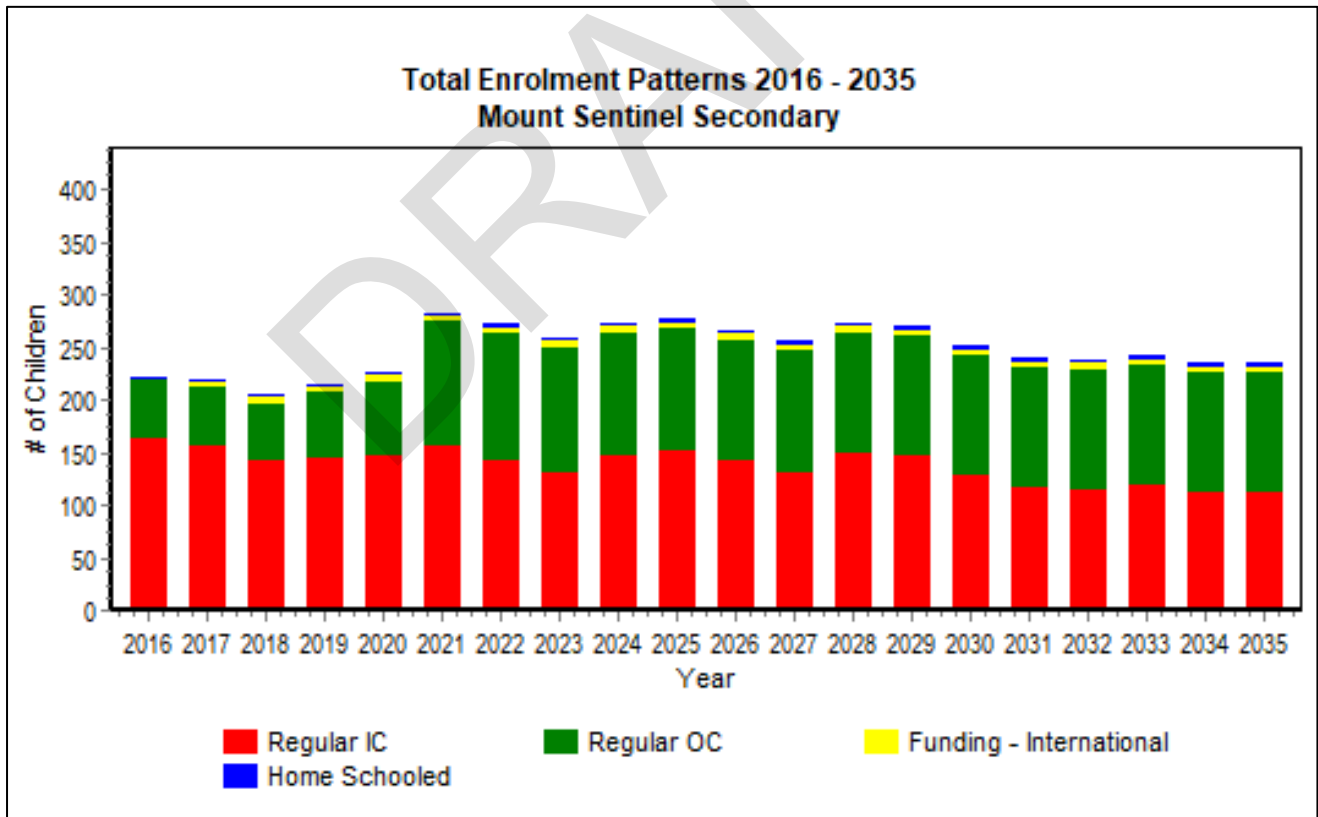
Slocan Valley Family of Schools Student Population



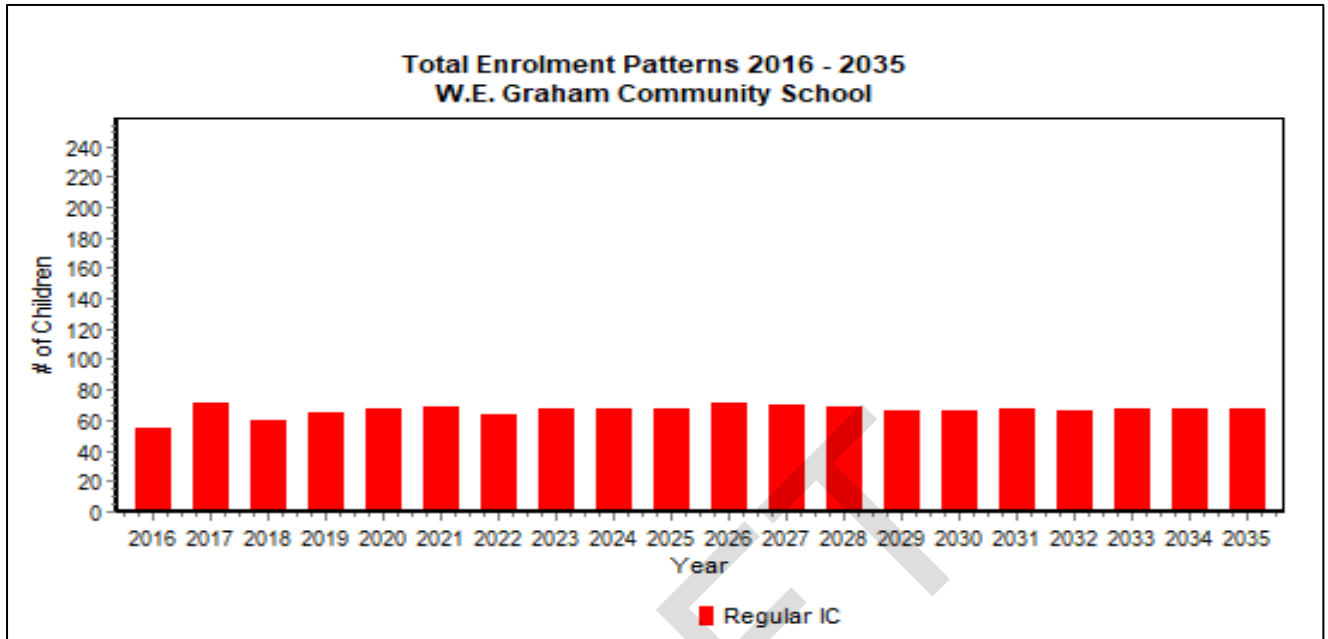
Slocan Valley Family of Schools - Enrolment Projection



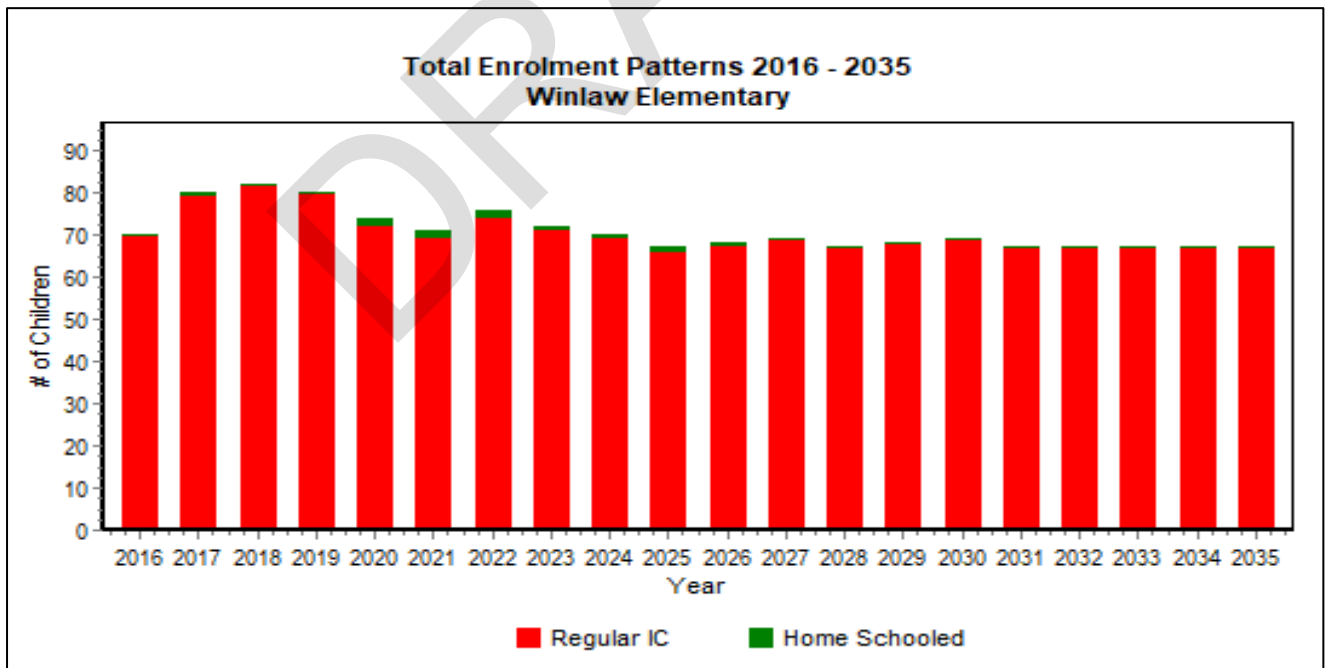
Mount Sentinel Secondary School - Enrolment Projections by Program



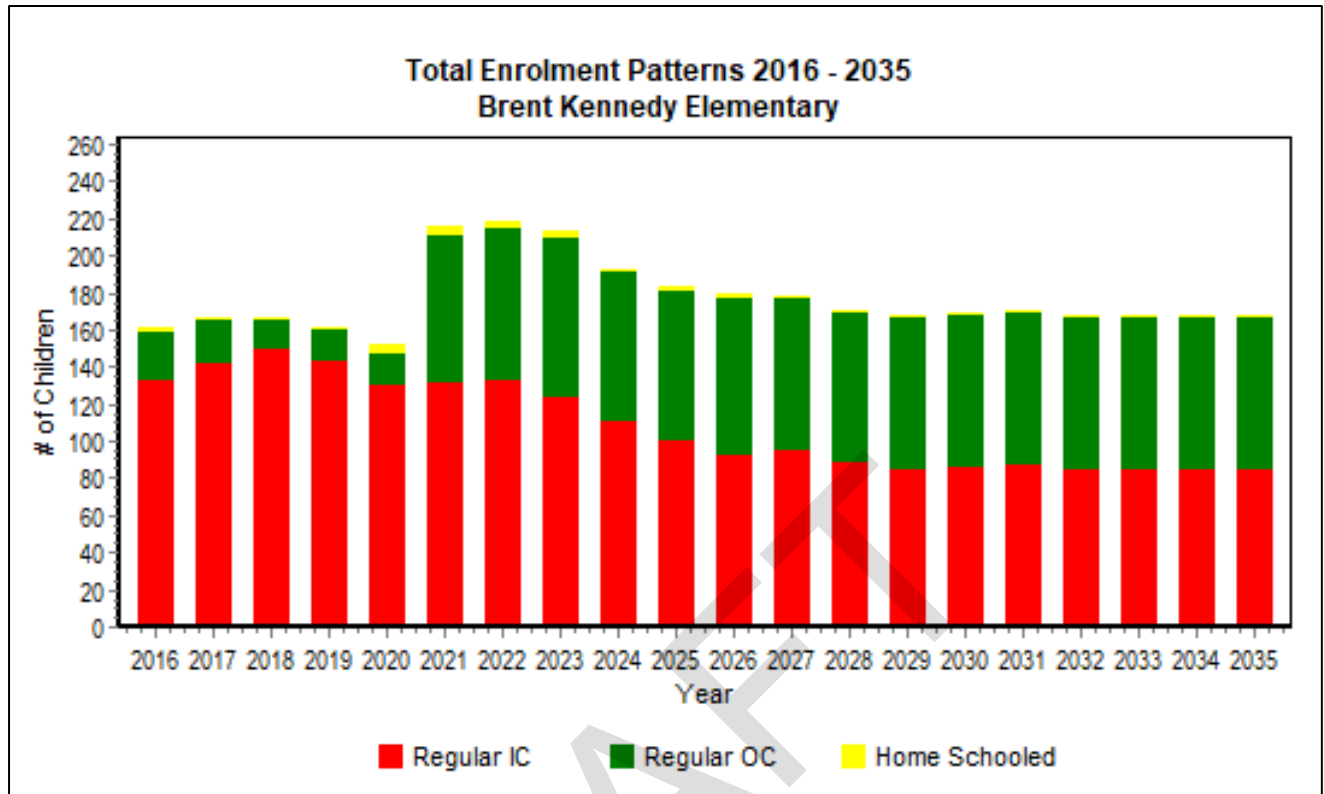
W.E. Graham Elementary Secondary School - Enrolment Projections by Program



Winlaw Elementary School - Enrolment Projections by Program

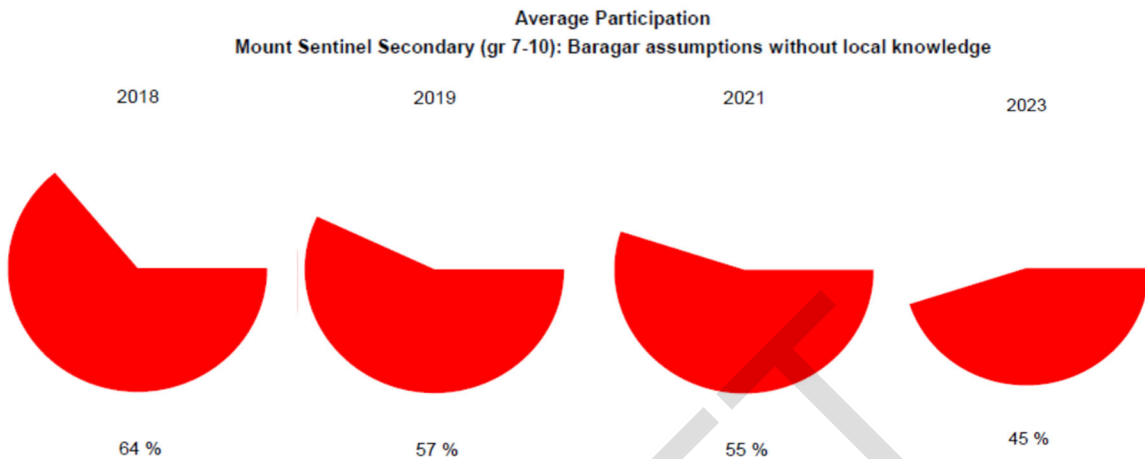


Brent Kennedy Elementary School - Enrolment Projections by Program



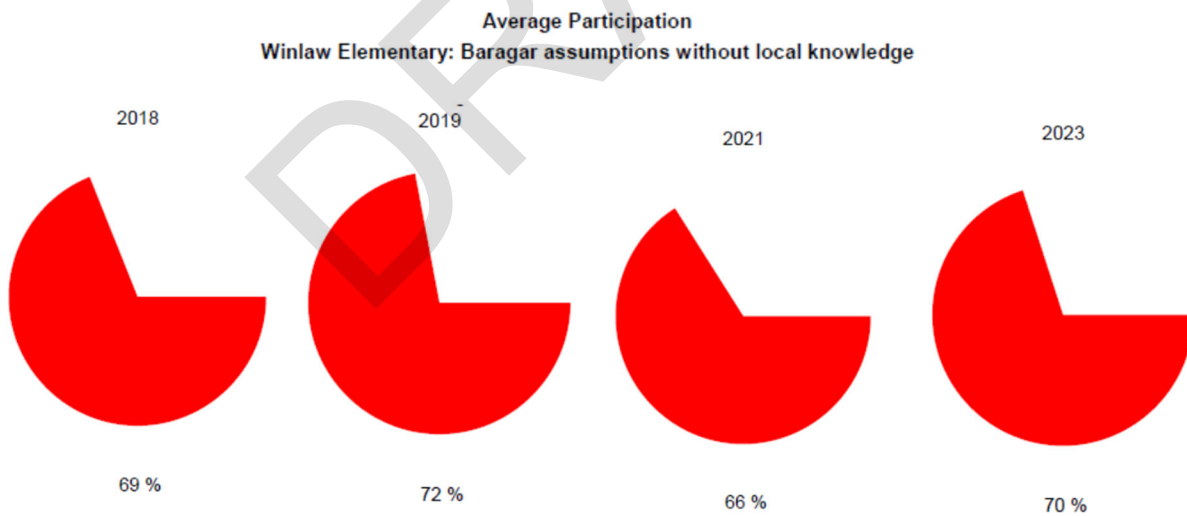
Appendix F.6.5 – Slocan Valley Family of Schools Participation Rates

Mount Sentinel Secondary School - Participation Rates

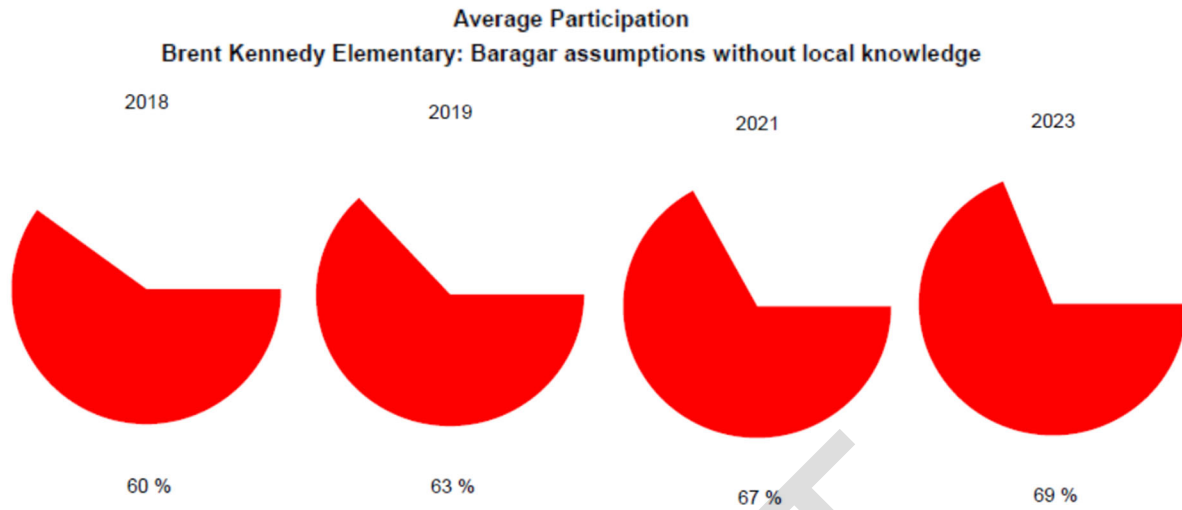


Note: Forecast decline in participation rate due to feeder flow participation rates at feeding elementary schools (44 students typically go to other schools, including 10 to Sequoia).

Winlaw Elementary School - Participation Rates



Brent Kennedy Elementary School - Participation Rates

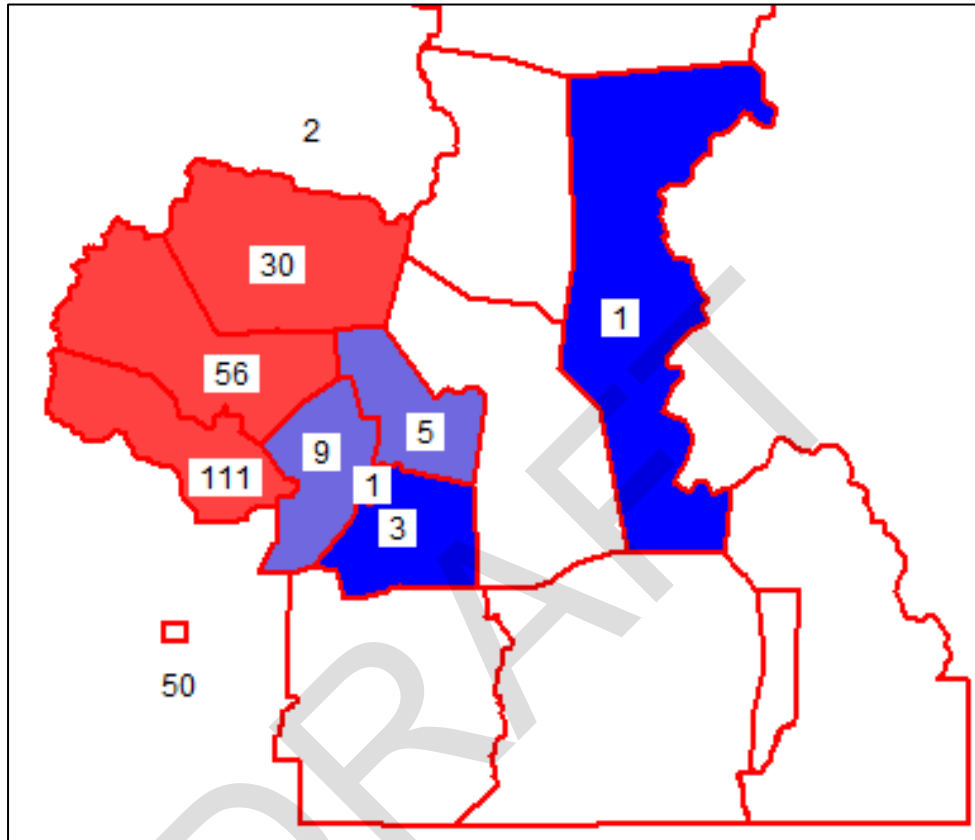


WE Graham - Participation Rates are N/A

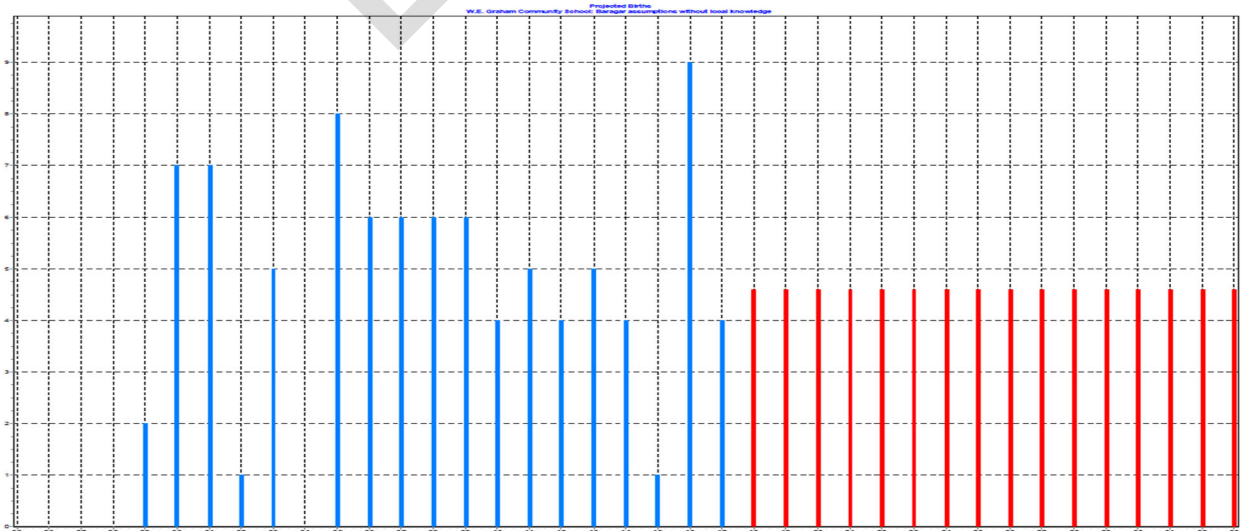
DRAFT

Appendix F.6.6 – Slocan Valley Family of Schools Enrolment by Catchment for Each School

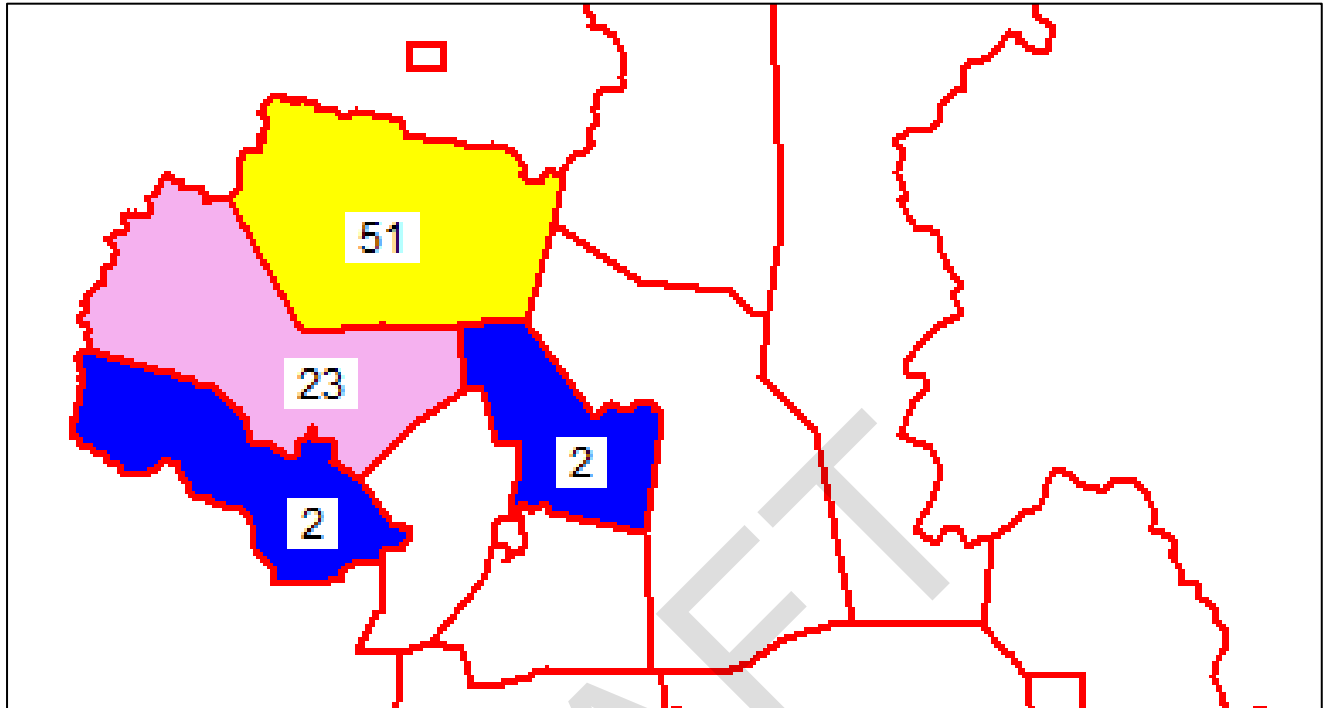
Mount Sentinel Secondary School - Out-of-catchment enrolment



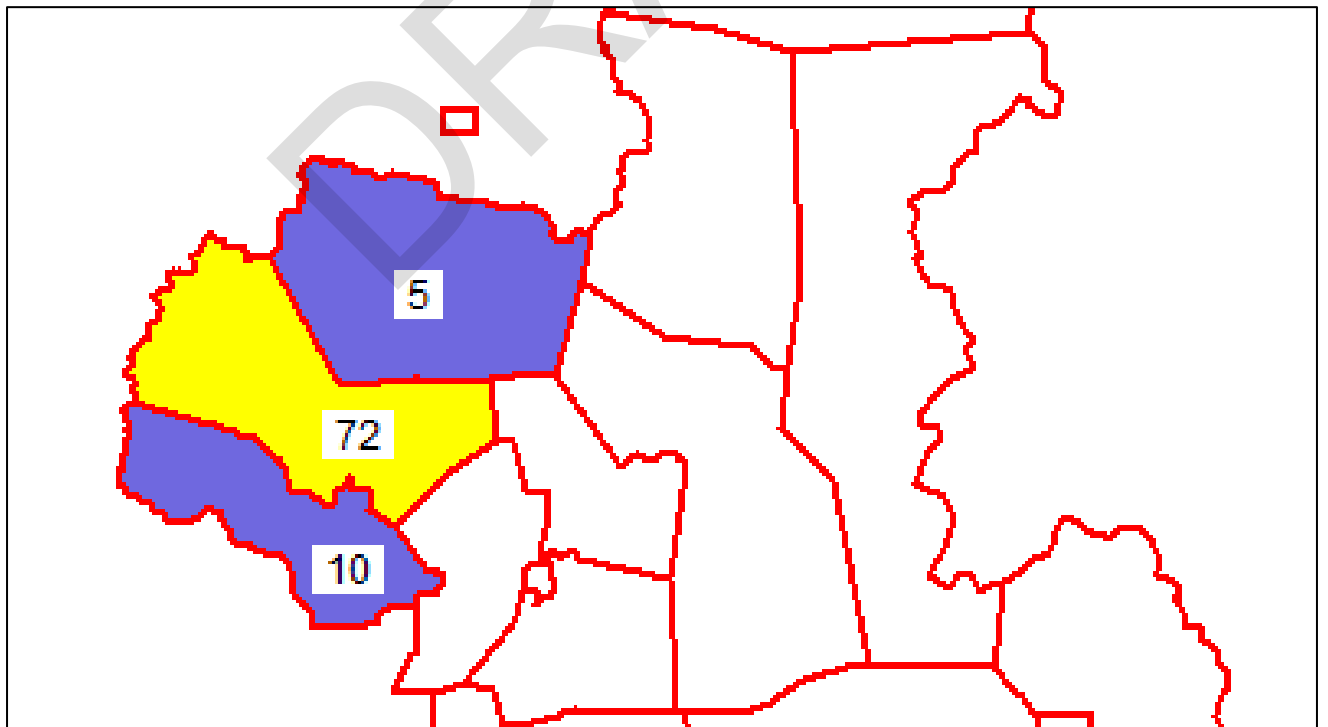
W.E. Graham Elementary Secondary School - Births in Catchment



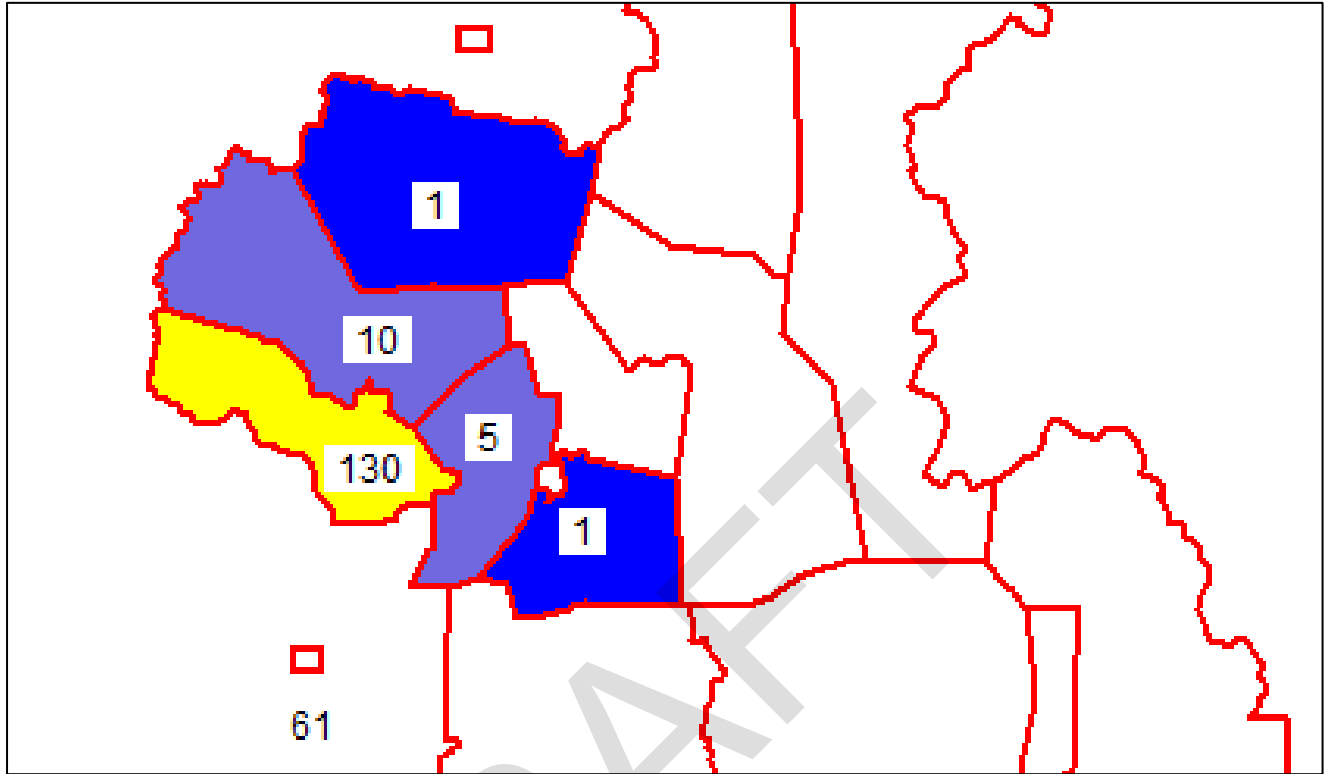
W.E. Graham Elementary Secondary School - Enrolment by Catchment



Winlaw Elementary School - Enrolment by Catchment



Brent Kennedy Elementary School - Enrolment by Catchment



Appendix F.6.7 – Slocan Valley Family of Schools Facilities Plan Consultation Feedback

2021 Facilities Plan Consultation Feedback

At a Slocan Valley Family of School Facilities Consultation meeting on March 1, 2021, a range of facilities planning issues were presented and discussed, including the following comments and questions from attendees, with District staff responses also noted:

Feedback & Questions

- How is the Winlaw modular paid for? **Response:** There are various funding sources including MCFD Capital Grant, CR4YC Grant, CBT Grant, and Annual Facilities Grant.
- Will all schools keep a landline for use in power outages? **Response:** Cell phones would be the primary back-up phone systems, and, where cell service is not available, hardlines will be maintained.
- What will the security upgrades entail for Mt. Sentinel? **Response:** A modernization of the security system plus video surveillance.
- Is Mt. Sentinel on a priority list for a playground structure suitable for middle years learners? **Response:** It's in the list, but not in our top three. As yet, there has not been any determination of the location or equipment needs.
- Will portable water-based washing stations be provided as an option to each student instead of only hand sanitizer being available? **Response:** We'll look into that. We have not changed products at all.
- Is Mt. Sentinel still considered as a Marshall point site in case of an emergency in the valley & does anything else need to happen to be prepared for this possibility? **Response:** Mount-Sentinel was formerly an unofficial marshalling point site. There would have to be plans undertaken with the RDCK to establish this.

2020 Facilities Plan Consultation Feedback (2019-2030 Facilities Plan)

What is working well?

- Outdoor Ed (VWP, OELP)
- Grade 7-12 Configuration at Mount Sentinel
- Focus on Outdoor Education in all of our schools
- Wide variety of programs in the valley
- Smaller classrooms at WEG
- Mixed grades

What could you let go of?

- Current grade configurations

- Change to Winlaw K-4 5/6 to WEG (K-10) Maybe
- If all kids come to WEG would there be another 9/10 program
- Small classrooms

What are your DREAMS?

- Alignment that provides for the best service delivery
- All students in the valley attend public schools
- Language Immersion Program (French, Russian, Spanish)
- Outdoor Ed Programs Expanded
- More LEC/International
- Low Rent Housing
- Robotics Academy
- Other companies use school
- Winlaw K-4, WEG 5-10 seems to make sense
- Star Teachers
- More parent participation, Community in School
- Building culture

What resources would be needed for your DREAMS?

- There must be willingness to make unpopular decisions that are in the best interest of students.
- Resources to support smaller classes.
- Be able to offer a wide range of classes.
- Funding model needs to address rural needs.