

Long Range FACILITIES PLANNING

School District No. 8
Public Presentations Round 3
March 2, 2016
Slocan Valley Family of Schools



Guiding Principles

Board's Visioning

- Why is a facilities plan necessary? What should it accomplish?
 - Provide best learning environment for students
 - Sustainability and stability
 - Renewal
 - Better, more pro-active delivery of services to students and stakeholders
 - More competitive, effective organization
 - Provide best workplace for employees
 - Lower the cost of ownership
 - Transfer of \$\$ from operations & capital to classrooms
 - Other



**A credible strategic facilities
plan should not focus on a
specific outcome or
preconceived solution**





How Did We Get Here? Why now?

- Declining Enrolment: 1996/97 to 2015/16 – **2,000 student decline**
- Capacity “Under” Utilization – **1,751 empty seats**
- Looming Future Capital/Deferred Maintenance Costs – **\$83 million**
- Increasing Critical Building Envelope Failures
- Increasing Pressure from Staff and PAC’s to Complete Work Orders



However, more MOST importantly..



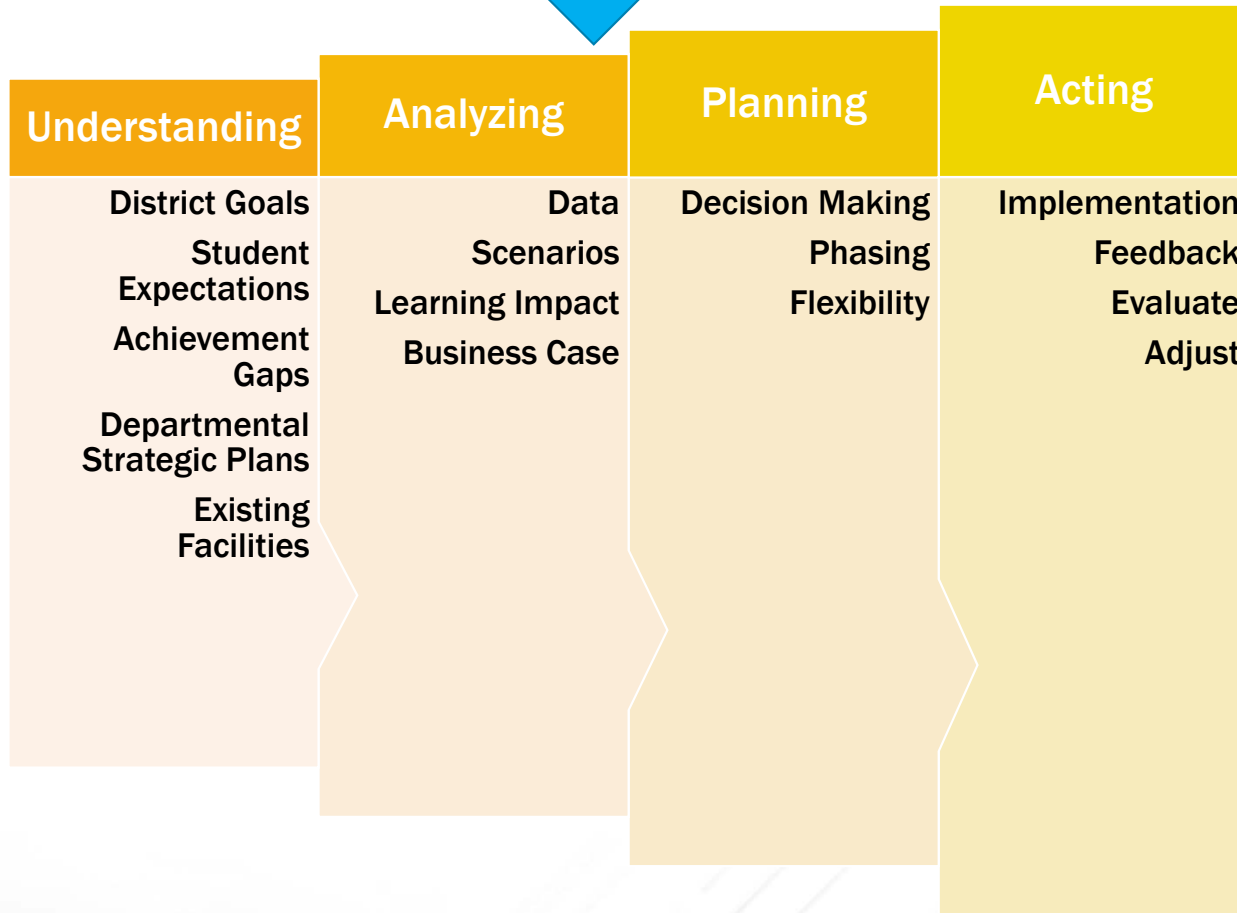
“Alongside quality teaching and purposeful leadership, decent school environments inspire pupils to give their best and properly enable our teachers to teach.”

T. Goddard, Director, British Council for School Environment

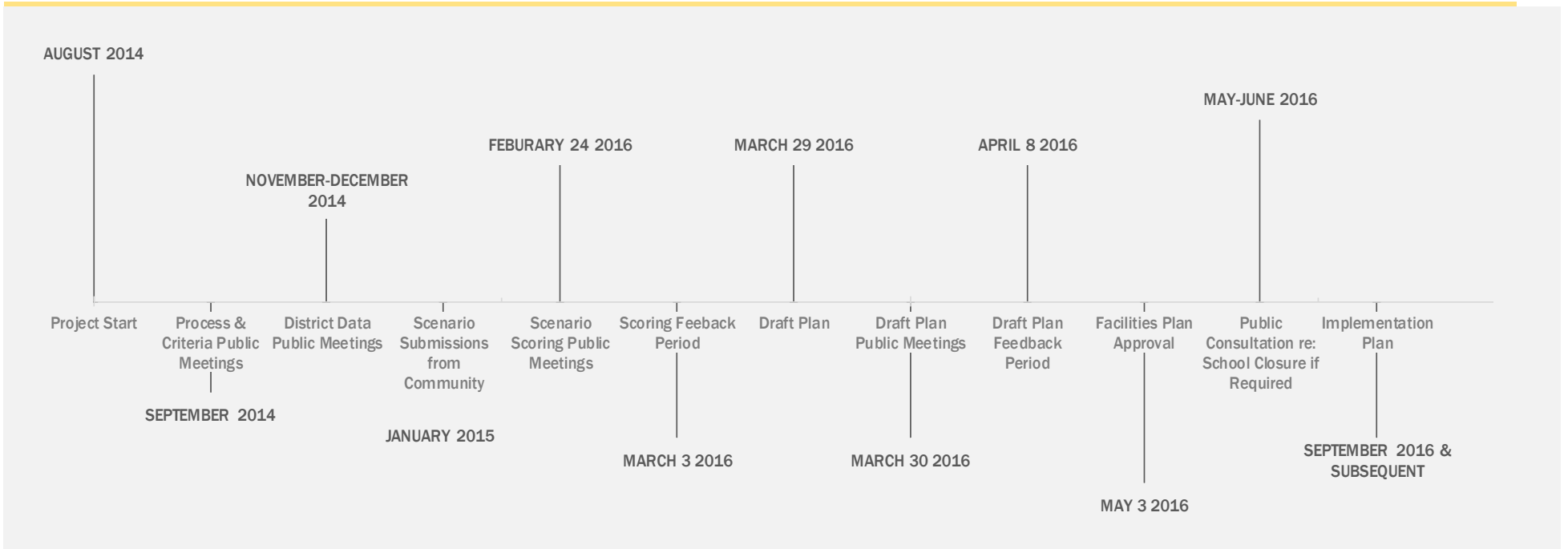




Key Stages



Facilities Plan



Updated Data

- Since November/December 2014:
 - VFA Data (FCI = Building Condition)
 - Enrolment (Actual 15/16 incorporated)
 - Capacity Utilization



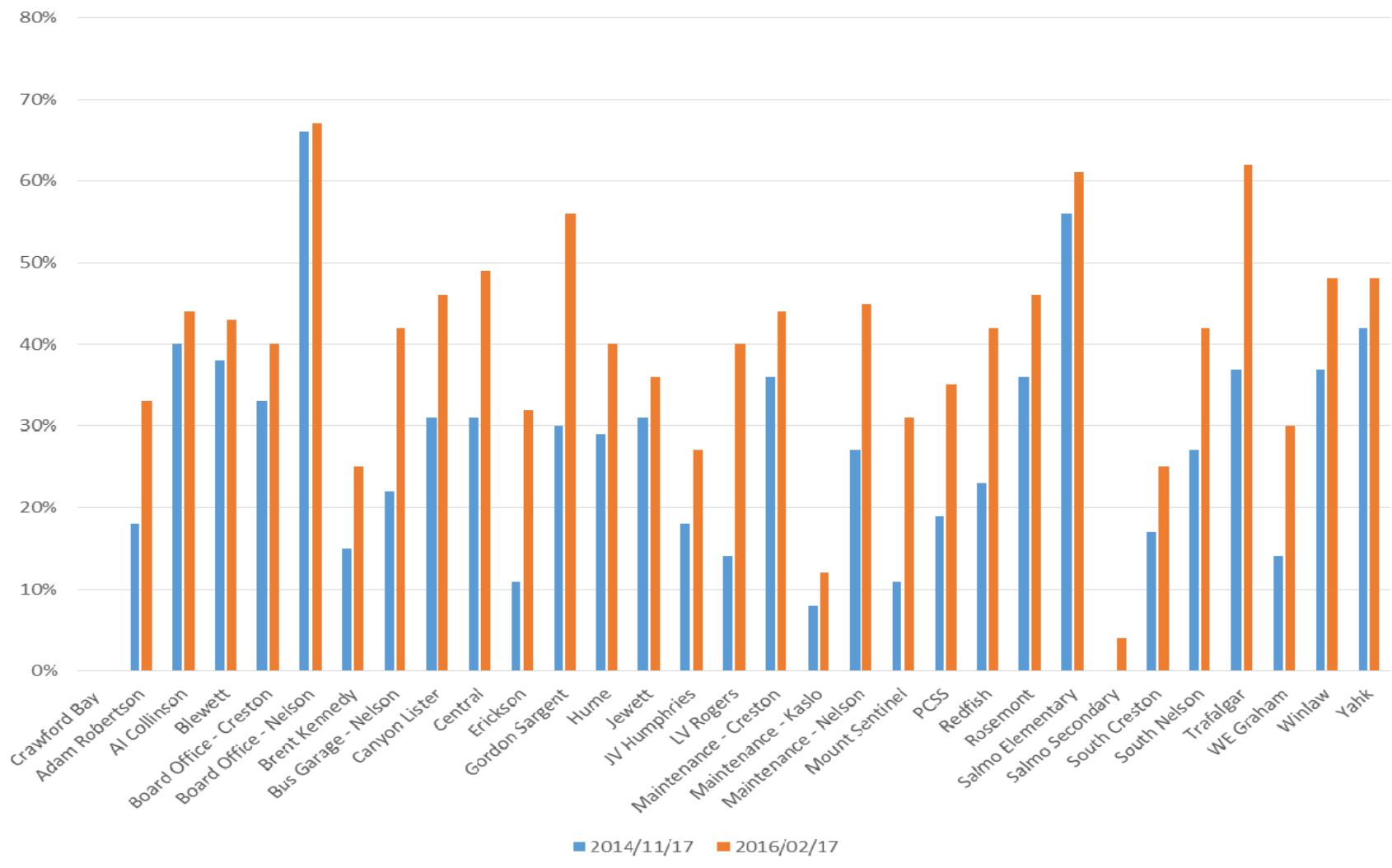
Facility Condition Index

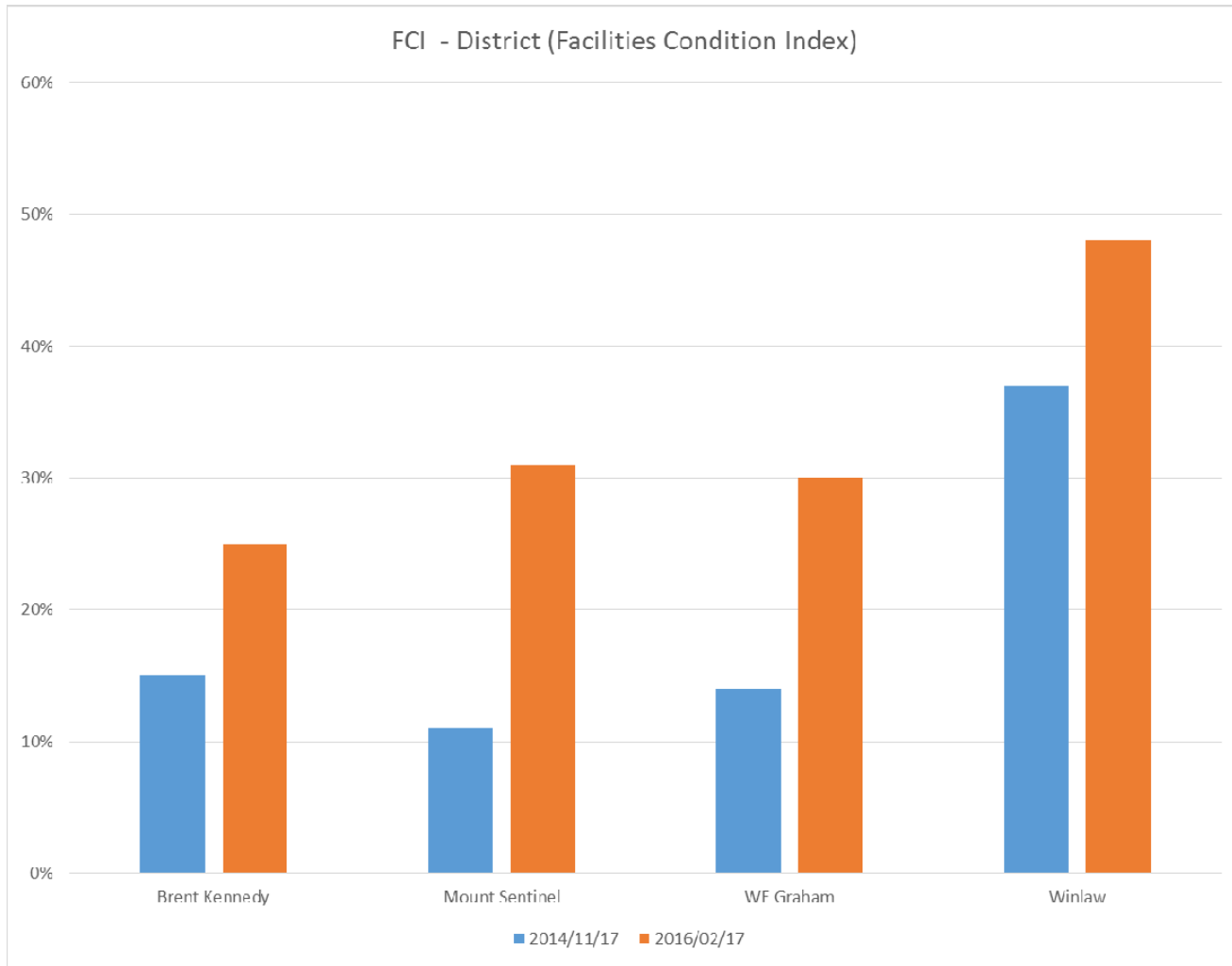

- Facility Condition Index: **the lower the better** condition your building
- FCI =
$$\frac{\text{Deferred Maintenance Costs ("Requirements")}}{\text{Cost to Rebuild ("Replacement")}}$$
- Deferred Maintenance Costs = future repairs to keep asset functioning
- Replacement = cost to build "like kind"
- NOTE: MOE replacement likely would not rebuild exactly what we have now; would replace at current design build standards per the capital branch





FCI - District (Facilities Condition Index)

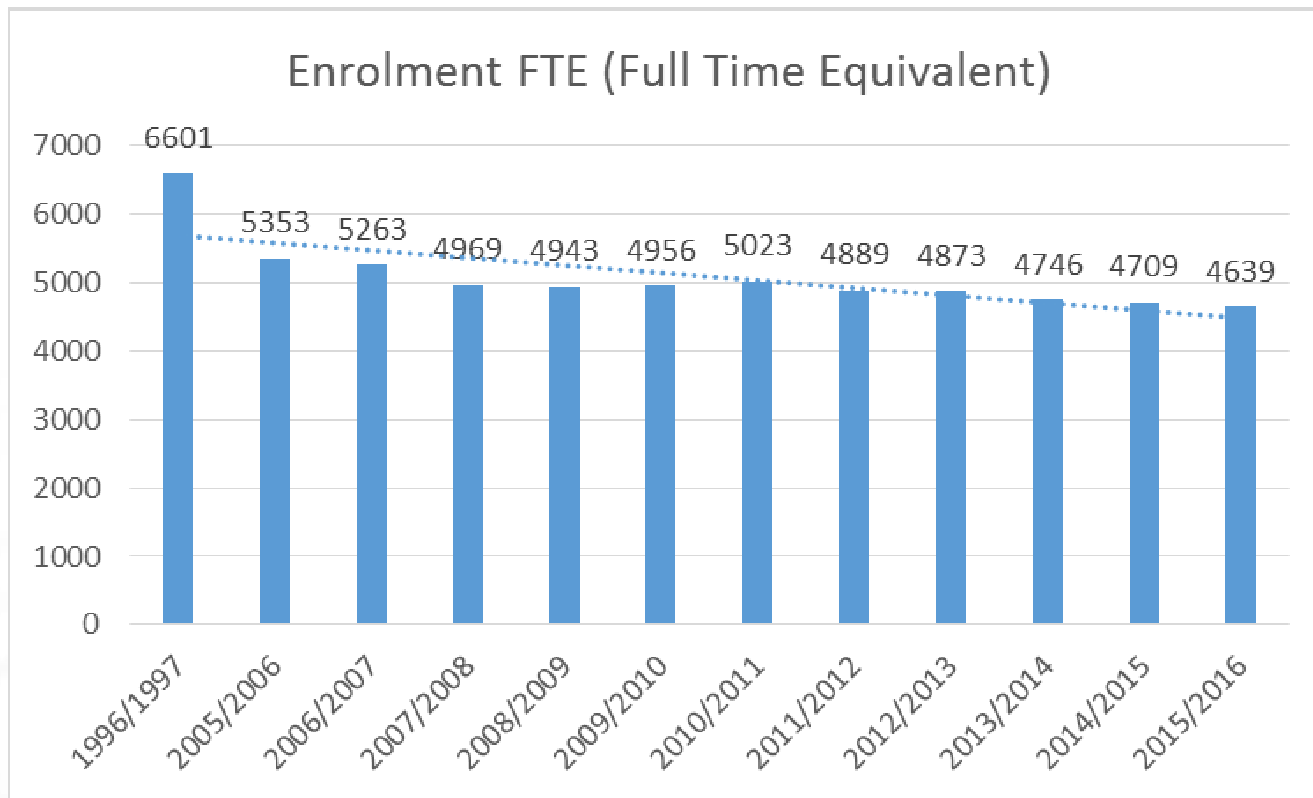




Enrolment Update



Enrolment



Capacity Utilization



Summary of Utilization

District				
Year	Headcount	Nominal Capacity	Capacity Utilization	Empty Seats
11/12	4474	5975	75%	1501
12/13	4335	5975	73%	1640
13/14	4326	5975	72%	1649
14/15	4471	5975	75%	1504
15/16	4400	5975	74%	1575
16/17	4622	6585	70%	1963
17/18	4646	6585	71%	1939
18/19	4664	6585	71%	1921
19/20	4723	6585	72%	1862
20/21	4795	6585	73%	1790
21/22	4823	6585	73%	1762
22/23	4834	6585	73%	1751
23/24	4882	6585	74%	1703

DISTRIBUTED LEARNING UPDATE

Creston Ed (South Creston Elem) & Central Ed not included

Creston Ed (Capacity 240) & Central Ed (Capacity 370) Centres:

90 seats Homelinks Creston

24 seats Wildflower Creston

90 seats DESK

112 seats Wildflower Nelson

20 seats REACH



Summary of Unutilized Space

Summary of Capacity Utilization		
Family of Schools	Empty Seats (22/23)	Underutilization Rate (%)
District	1751	27%
Creston	584	30%
Salmo	124	26%
Kaslo/Crawford B	315	50%
Slocan	260	27%
Nelson	468	18%




Summary of Unutilized Space

Summary of Capacity Utilization		
Family of Schools	Empty Seats (22/23)	Underutilization Rate (%)
Slocan	260	27%
Brent Kennedy	18	8%
Mount Sentinel	98	25%
Winlaw	-33	-35%
WE Graham	177	72%



Weighted Criteria (Scorecard)



What is Criteria?

Criteria is meant to place values statements in order that facilities scenarios can be assessed using data rather than preconceived notions or 'gut' feelings or anecdotal comments.

Values statements take into account various measures of success so that facilities decisions are business case driven and not simply cost based decisions.

Many factors must be taken into account when making decisions about learning environments for students. We must consider how to harness our facilities effectively to add value to learning.

Our greatest investment is in our students and for this reason our measure of a successful scenario **CANNOT** be cost based alone.



What Will the Board Do with the Criteria?

The Board asks itself:

- What do we want from a facilities plan (criteria)?

And then it asks:

- How important is each criteria (weight)?

And then we:

- Measure one scenario against another using weighted criteria (score).

At the end of the analysis the value assigned to each criteria for a scenario forms the 'scorecard' with highest scoring scenarios forming the first draft of the Facilities Plan.



SD8 Facilities Plan			
Evaluation Criteria			
Group	Individual Criteria	Reference	Weight
Economic 22%	1. Minimize total net capital costs over planning horizon	Basic	9%
	2. Minimize total initial capital expenditure	Basic	5%
	3. Minimized total operational cost over planning horizon	Basic	9%
Educational 40%	4. Maximize the range of opportunities	Principle	9%
	5. Best meet the developmental needs of each age group	Principle	10%
	6. Minimize the distance to school for elementary students	Principle	7%
	7. Provide schools within preferred capacity ranges	Principle	4%
	8. Minimize the number of transitions between schools	Principle	5%
	9. Promote a unified community	Principle	5%
Operational 19%	10. Improve the safety and quality of educational facilities	Basic	11%
	11. Maximize the sustainability of school facilities	Principle	8%
Strategic 19%	12. Maximize the potential to respond to future change	Principle	6%
	13. Maximize potential partnership opportunities	Principle	5%
	14. Minimize implementation risks	Basic	3%
	15. Minimize disruption due to construction projects	Basic	2%
	16. Maximize the potential for broad community acceptance	Basic	3%
			100%



Scoring

- Fit Analysis
- Team Formation
- Team Scoring
- Peer Presentation (Defend Assumptions/Rationale)
- Board Presentation (Working Session)
- Public Presentation
- Feedback Period



1st Step: “Fit” Analysis

- Which scenarios made it through to scoring?
 - Filter 1 – Capacity Utilization – Nominal – 110% or less
 - Filter 2 – Capacity Utilization – Functional – 110% or less
 - Filter 3 – Overall Family of Schools Capacity Utilization >85%



Scored

- Slocan Valley Family of Schools that passed through 3 filters
- Scenarios that WERE scored



Scenario #	Source	FIT (NOMINAL)	FIT (FUNCTIONAL)	REASON	Where Scenario is "NO" but Brings FofS Capacity Utilization to 85% or Greater then Score
SV-1	Staff/Email	Nominal - YES			
SV-3	Ops	Nominal - YES			
SV-5	Email	Nominal - YES			
SV-6	Email/Survey	Nominal - YES			
SV-7	Email	Nominal - NO	Functional - NO	Winlaw 135%/BK 114%	YES
SV-8	Email/Survey	Nominal - NO	Functional - NO	Winlaw 117%	YES
SV-12	Staff	Nominal - NO	Functional - NO	Winlaw 135%/BK 114%	YES
SV-13	Staff	Nominal - NO	Functional - YES		
SV-15	Staff	Nominal - YES			
SV-16	Staff/Survey	Nominal - NO	Functional - NO	Winlaw 186%	YES
SV-17	Staff	Nominal - NO	Functional - YES		NO
SV-20	F&O Cmtee	Nominal - YES			
SV-21	F&O Cmtee	Nominal - YES			
SV-23	F&O Cmtee	Nominal - YES			
SV-24	F&O Cmtee	YES (SV-1 with Bussing)			
SV-26		Nominal - NO	Functional - NO	Winlaw 224%	YES



Scenario #	Slocan Valley
SV-1	Winlaw K-3, move 4-6 to WE Graham
SV-3	Close Winlaw, Move to WE Graham
SV-5	Winlaw K-3, WE Graham 4-7, BK K-7, MSSS 8-12 + One Wilderness Program at MSSS
SV-6	Add portable to Winlaw; keep K-6
SV-7	Close WEG
SV-8	Close WEG, move to Winlaw with addition
SV-12	Close WEG, move to BK
SV-13	Close WEG, K-3 to Winlaw, 4-6 and Wilderness to BK; Winlaw K-3, intermediate to BK
SV-15	Rebuild Winlaw
SV-16	Close WEG, move K-6 to Winlaw, 7-9 to MSSS
SV-17	Re-Configure Winlaw K-3, 4-6 to BK
SV-20	Renovate Winlaw
SV-21	FI in WEG
SV-23	Regional outdoor academy in WEG
SV-24	Re-configure Winlaw / WEG with bussing to BK for after school care
SV-26	Valley Wide Reconfiguration: Close WEG, Winlaw K-3; BK 4-7; MSSS 8-12



Not Scored

- Slocan Valley Family of Schools did not pass through 3 filters
- Scenarios that WERE NOT scored



Scenario #	Source	FIT (NOMINAL)	FIT (FUNCTIONAL)	REASON	Where Scenario is "NO" but Brings FofS Capacity Utilization to 85% or Greater then Score
SV-2	Email/Survey	Nominal - NO	Functional - NO	Winlaw 135%	NO
SV-4	Ops	Nominal - NO	Functional - NO	Winlaw 116%	NO
SV-9	Email/Survey	Nominal - NO	Functional - NO	Winlaw 116%	NO
SV-10	Email	Nominal - NO	Functional - NO	Winlaw 135%	NO
SV-11	Email/Survey	Nominal - NO	Functional - NO	Winlaw 116%	NO
SV-14	Staff	Nominal - NO	Functional - NO	Winlaw 135%/BK 116%	NO
SV-18	Staff	Nominal - NO	Functional - NO	Winlaw 160%	NO
SV-19	Survey	Nominal - NO	Functional - NO	Winlaw 135%	NO
SV-22	F&O Cmtee	Nominal - NO	Functional - NO	BK 172%	NO
SV-25	Email	Nominal - NO	Functional - NO	Winlaw 135%	NO
SV-27		Nominal - NO	Functional - NO	Winlaw 135%	NO



Scenario #	Slocan Valley
SV-2	Winlaw K-4, move 5-6 to WE Graham
SV-4	Valley Wide Reconfiguration: Elementary K-5, Mount Sentinel Gr 6-8 (Middle), 9-12 to LVR
SV-9	Winlaw K-5, move 6 to MSSS
SV-10	Winlaw - Re-purpose library to a classroom; no dedicated library space
SV-11	Winlaw K-5, move 6 to BK
SV-14	BK K-7, MSSS 8-12
SV-18	Close WEG; Reconfigure Winlaw K-5; Reconfigure BK K-5; MSSS 6-12
SV-19	Keep Strong Start at Winlaw
SV-22	South Slocan elem-sec; single school two campuses (MSSS/BK); close Winlaw; Close WEG
SV-25	BK and Winlaw K-4, WEG 5-8, MSSS 9-12
SV-27	WEG K-12 + VWP 6-12 (similar to Atlas at LVR)



Scoring

- Once we completed the fit analysis we were ready to start assigning values to each scenario and to each criteria
- Staff evaluated scenarios in terms of each Family of Schools
- The ranking you see today is not a “district” rollup but a snapshot of the Slocan Valley Family of Schools
- District rollup, including potential administration relocation, will happen in preparation of Draft 1 of the facilities plan




Scoring Teams

Group	Criteria	Team Leader	Team Members
Economic	1 to 3	Kim Morris, Secretary Treasurer	Larry Brown, Director of Operations Bruce MacLean, Manager of Operations
Educational	4 to 9	Jeff Jones, Superintendent	Lorri Fehr, Director of Innovative Learning Ben Eaton, Director of Independent Learning
Operational	10 to 11	Larry Brown	Bruce MacLean, Manager of Operations Kim Morris, Secretary-Treasurer
Strategic	12 to 16	Kim Morris, Secretary Treasurer	Larry Brown, Director of Operations Bruce MacLean, Manager of Operations



Scoring Assumptions/Rationale

- On what principles and assumptions were the scenarios scored in each criteria?
- **HINT:** Here's where we need your feedback:
 - Did we hit the mark (measure the right stuff)?
 - Are there other factors we should have considered?
 - Are assumptions rational?



1. Minimize Net Capital Costs over Planning Horizon (9 Points)

- Scores are based on future Deferred Maintenance Costs
 - VFA data (Ministry facility auditors – June 2014; updated each January)
 - Scenarios with lower future capital costs score higher (scenario lowers cost of ownership)
 - Status quo scenario has the lowest score because does not reduce the future deferred maintenance costs



2. Minimize Total Initial Capital Expenditure (5 Points)

- Scores are based on:
 - Estimated construction costs and portable costs for additional, new or renovated spaces
 - Minor renovations for reconfigurations
 - Net of proceeds of disposal (sale of closed sites)
 - Net of avoided deferred maintenance costs (Criteria 1)
 - Assumes schools in a scenario are closed July 1st and sold July 1st for the purpose of the exercise
 - Proceeds of disposal are estimated, not appraised values



3. Minimize Total Operating Costs over Planning Horizon (9 Points)

Scores are based on:

- Custodial labour savings based on each scenario and custodial supplies savings @ \$1.65/sq m
- Bussing impact
- Teacher savings based on banding PTR for like size schools with scenario enrolment
- Any time a building is closed, there will be moving costs to relocate teachers
- \$0 savings on grounds until site sold
- Clerical Savings = 50% of cost; assume 50% of clerical hours will transfer to receiving schools
- Administration - P/VP Savings = 65% of cost; assume 35% of P/VP time will transfer to receiving schools
- Noon Hour Supervision Savings = 100% of cost, except where Regular Enrolment increases at a DL site
- Administration Services & Supplies Savings = Telephone & Copier Lease
- Supplies Savings = \$0 = all of school allocations are per student based and will follow the students
- Utilities = 50% of cost; assume 50% additional utilities savings upon disposal of building
- No savings for maintenance crew (Journeymen/Trades/Labourers etc) contemplated in any scenario



4. Maximize the Range of Opportunities (9 Points)

- Scores are based on anticipated in-school learning opportunities and school-based extra-curricular opportunities
- Have not taken into account potential in-community opportunities that exist outside of school



5. Best Meets the Developmental Needs of Each Age Group (10 Points)

- The team considered preferred divisions (K-4 and 5-7)
- recognized that research is inconclusive (ie you can find research that promotes middle years divisions)
- considered cohort size and extension of opportunities that could be offered to larger cohorts in intermediate and secondary



6. Minimize the Distance to School for Elementary Students (7 Points)

- Prioritized K-4 in terms of proximity to school
- Assumed that existing catchment areas have considered youngest learners.



7. Provide Schools with Preferred Capacity Ranges (4 Points)

- With cohort size in mind, the team valued flexible, available teaching/learning spaces:
 - 1 – 0 to 50%, or >85% utilization
 - 2 – 50% to 60% or 80% to 85% utilization
 - 3 – 60% to 70%, and 75% to 80% utilization
 - 4 – 70% to 75% utilization



8. Minimize the Number of Transitions Between Schools (5 Points)

- 2 – Unknown information about transitions
- 3 – Three or more transitions and/or a transition at primary level
- 4 – Two or fewer transitions
- 5 – No transition or transition occurs at grad program



9. Promote a Unified Community (5 Points)

- 2 – scenario included closure of a school
- 3 – team felt promotion of a unified community would be community dependent and/or there is a transition at the primary grades



10. Improve the Safety and Quality of Educational Facilities (11 Points)

Positive points are awarded based on the following criteria:

- Lowering the Facility Condition Index (FCI)
- Lowering the overall age of buildings in a Family of Schools
- Retention or improvement to handicap access
- Right-sizing the building inventory



11. Maximize the Sustainability of School Facilities (8 Points)

The definition of a sustainable building:

- *structure and use of processes that are environmentally responsible and resource-efficient throughout a building's life-cycle: from siting to design, construction, operation, maintenance, renovation, and demolition;*
- *doesn't emit, or emits at a lower level, pollutants into the water, land or air;*
 - Rating score assigned to existing facilities and any proposed changes (electricity, natural gas, propane, geo-exchange, water, and waste)
- *keeps people comfortable with the resources available on site (for example, collect rainwater to use for irrigation);*
 - Rating score assigned to existing and any proposed changes



12. Maximize the Potential to Respond to Future Change (6 Points)

- Capacity Utilization – the idea of having “room” for enrolment growth in each family of school



13. Maximize Potential Partnership Opportunities (5 Points)

- Displacement of tenants reduces potential
- New builds have most potential for partnership



14. Minimize Implementation Risks (3 Points)

- Initial capital costs are risky; require support of 3rd party and not in SD8's control
- Number of sites affected in a Family of Schools is risky because may be unpopular and disruptive



15. Minimize Disruption Due to Construction Projects (2 Points)

Construction projects on school sites is disruptive to the education of students.

Disruption can be divided into two types;

Physical

To what extent is the site changed? The greater the change to the site increases the potential of disruption.

Schedule

What is the duration of the project? The greater the duration of the project increases the potential of disruption.



16. Maximize Potential for Broad Community Acceptance (3 Points)

- School closure will have least community acceptance
- New build will have highest community acceptance; next renovation
- Higher “Educational Group” score (Criteria 4-9) will more acceptable to community (learning conditions improve)
- Reconfiguration will have some community acceptance
- Status quo will be neutral (some happy/some unhappy)



Scoring Results



Scoring Results – Economic Group

School District No. 8 (Kootenay Lake)				
Scoring Rollup				
Scenario	Criteria 1 Minimize Capital Costs over Horizon (9 Points)	Criteria 2 Minimize Initial Capital Costs (5 Points)	Criteria 3 Minimize Operating Costs over Horizon (9 Points)	Economic Rollup (22 Points)
SLOCAN VALLEY				
SV-3: Close Winlaw/Move to WEG	0.90	3.33	3.60	7.83
SV-8: Close WEG, Move to Winlaw w Add'n	1.80	3.33	2.25	7.38
SV-16: Close WEG, K-6 to WES/7-9 to MSSS	1.80	3.33	1.35	6.48
SV-12: Close WEG, Move to BK	1.80	4.17	0.45	6.42
SV-7: Close WEG; Move to BK and MSSS	1.80	4.17	0.45	6.42
SV-13: Close WEG, WES K-3/Wild to BK/4-6 to BK	1.80	4.17	0.45	6.42
SV-26: Close WEG/WES K-3/BK 4-7/MSSS 8-12	1.80	4.17	0.45	6.42
SV-1: Winlaw K-3/WEG 4-6	-	2.08	2.70	4.78
SV-17: Reconfigure WES K-3/BK 4-6	-	2.08	1.35	3.43
SV-20: Renovate Winlaw	0.90	1.67	0.45	2.12
SV-SQ	-	2.08	-	2.08
SV-6: Add Portable to Winlaw	-	2.08	0.45	1.63
SV-15: Rebuild Winlaw	0.90	-	0.45	0.45



Scoring Results – Educational Group

School District No. 8 (Kootenay Lake)							
Scoring Rollup							
Scenario	Criteria 4 Maximize Range of Opportunities (9 Points)	Criteria 5 Best Meet Developmental Needs (10 Points)	Criteria 6 Minimize Distance to School for Elementary (7 Points)	Criteria 7 Provide Schools Within Preferred Capacity Ranges (4 Points)	Criteria 8 Minimize Number of Transitions Between Schools (5 Points)	Criteria 9 Promote Unified Community (5 Points)	Educational Rollup (40 Points)
SLOCAN VALLEY							
SV-15: Rebuild Winlaw	6.00	8.00	7.00	2.00	4.00	4.00	31.00
SV-SQ	5.00	5.00	7.00	2.00	4.00	4.00	27.00
SV-20: Renovate Winlaw	4.00	8.00	6.00	1.00	4.00	3.00	26.00
SV-6: Add Portable to Winlaw	4.00	8.00	6.00	1.00	4.00	3.00	26.00
SV-16: Close WEG, K-6 to WES/7-9 to MSSS	7.00	6.00	4.00	2.00	4.00	2.00	25.00
SV-17: Reconfigure WES K-3/BK 4-6	5.00	6.00	4.00	2.00	3.00	3.00	23.00
SV-3: Close Winlaw/Move to WEG	5.00	6.00	4.00	1.00	3.00	3.00	22.00
SV-12: Close WEG, Move to BK	5.00	8.00	2.00	1.00	4.00	2.00	22.00
SV-7: Close WEG; Move to BK and MSSS	5.00	8.00	2.00	1.00	4.00	2.00	22.00
SV-1: Winlaw K-3/WEG 4-6	5.00	6.00	4.00	1.00	3.00	3.00	22.00
SV-8: Close WEG, Move to Winlaw w Add'n	5.00	8.00	2.00	1.00	4.00	2.00	22.00
SV-13: Close WEG, WES K-3/Wild to BK/4-6 to BK	5.00	6.00	2.00	1.00	3.00	2.00	19.00
SV-26: Close WEG/WES K-3/BK 4-7/MSSS 8-12	5.00	6.00	1.00	1.00	3.00	2.00	18.00



Scoring Results – Operational Group

Scenario	Criteria 10 Improve Safety and Quality of Educational Facilities (11 Points)	Criteria 11 Maximize Sustainability of School Facilities (8 Points)	Operational Rollup (19 Points)
SLOCAN VALLEY			
SV-15: Rebuild Winlaw	7.52	4.00	11.52
SV-3: Close Winlaw/Move to WEG	7.33	2.00	9.33
SV-12: Close WEG, Move to BK	6.23	1.00	7.23
SV-7: Close WEG; Move to BK and MSSS	6.23	1.00	7.23
SV-13: Close WEG, WES K-3/Wild to BK/4-6 to BK	6.23	1.00	7.23
SV-26: Close WEG/WES K-3/BK 4-7/MSSS 8-12	6.23	1.00	7.23
SV-16: Close WEG, K-6 to WES/7-9 to MSSS	5.96	1.00	6.96
SV-8: Close WEG, Move to Winlaw w Add'n	5.96	-	5.96
SV-20: Renovate Winlaw	0.28	4.00	4.28
SV-17: Reconfigure WES K-3/BK 4-6	0.55	-	0.55
SV-SQ	-	-	-
SV-1: Winlaw K-3/WEG 4-6	-	-	-
SV-6: Add Portable to Winlaw	0.28	1.00	0.72



Scoring Results – Strategic Group

School District No. 8 (Kootenay Lake)						
Scoring Rollup						
Scenario	Criteria 12 Maximize Potential to Respond to Future Change (6 Points)	Criteria 13 Maximize Potential Partnership Opportunities (5 Points)	Criteria 14 Minimize Implementation Risks (3 Points)	Criteria 15 Minimize Disruption Due to Construction Projects (2 Points)	Criteria 16 Maximize Potential for Broad Community Acceptance (3 Points)	Strategic Rollup (19 Points)
SLOCAN VALLEY						
SV-15: Rebuild Winlaw	6.00	5.00	1.50	1.76	3.00	17.26
SV-20: Renovate Winlaw	6.00	5.00	2.10	1.72	1.90	16.72
SV-6: Add Portable to Winlaw	5.14	5.00	2.70	2.00	1.50	16.34
SV-1: Winlaw K-3/WEG 4-6	5.14	2.50	2.40	2.00	1.80	13.84
SV-17: Reconfigure WES K-3/BK 4-6	5.14	2.50	2.40	1.76	1.80	13.60
SV-SQ	6.00	2.50	-	2.00	1.19	11.69
SV-3: Close Winlaw/Move to WEG	3.43	-	2.40	2.00	0.59	8.42
SV-8: Close WEG, Move to Winlaw w Add'n	2.57	2.50	0.90	1.80	0.59	8.36
SV-12: Close WEG, Move to BK	0.86	2.50	2.40	2.00	0.40	8.16
SV-7: Close WEG; Move to BK and MSSS	0.86	2.50	2.10	2.00	0.59	8.05
SV-13: Close WEG, WES K-3/Wild to BK/4-6 to BK	0.86	2.50	2.10	2.00	0.40	7.86
SV-16: Close WEG, K-6 to WES/7-9 to MSSS	2.57	-	0.60	1.80	0.59	5.56
SV-26: Close WEG/WES K-3/BK 4-7/MSSS 8-12	0.86	-	1.80	2.00	0.40	5.06



Scoring Results - Overall

School District No. 8 (Kootenay Lake)					
Scoring Rollup					
Scenario	Total Score	Economic Rollup (22 Points)	Educational Rollup (40 Points)	Operational Rollup (19 Points)	Strategic Rollup (19 Points)
SLOCAN VALLEY					
SV-15: Rebuild Winlaw	60.23	0.45	31.00	11.52	17.26
SV-20: Renovate Winlaw	49.12	2.12	26.00	4.28	16.72
SV-3: Close Winlaw/Move to WEG	47.58	7.83	22.00	9.33	8.42
SV-16: Close WEG, K-6 to WES/7-9 to MSSS	44.00	6.48	25.00	6.96	5.56
SV-12: Close WEG, Move to BK	43.81	6.42	22.00	7.23	8.16
SV-7: Close WEG; Move to BK and MSSS	43.70	6.42	22.00	7.23	8.05
SV-8: Close WEG, Move to Winlaw w Add'n	43.70	7.38	22.00	5.96	8.36
SV-6: Add Portable to Winlaw	43.25	1.63	26.00	0.72	16.34
SV-SQ	40.77	2.08	27.00	-	11.69
SV-1: Winlaw K-3/WEG 4-6	40.62	4.78	22.00	-	13.84
SV-17: Reconfigure WES K-3/BK 4-6	40.58	3.43	23.00	0.55	13.60
SV-13: Close WEG, WES K-3/Wild to BK/4-6 to BK	40.51	6.42	19.00	7.23	7.86
SV-26: Close WEG/WES K-3/BK 4-7/MSSS 8-12	36.71	6.42	18.00	7.23	5.06



Next Steps

- Look at scoring detail (tonight)
- Review scoring detail at www.sd8.bc.ca Facilities Planning (March 3)
- Gather in your school, as a family of schools, as neighbours, as colleagues to discuss (March 3 to 28)
- Provide your feedback to facilities@sd8.bc.ca (all emails copied to the Board)
 - Did we hit the mark (measure the right stuff)?
 - Are there other factors we should have considered?
 - Are assumptions rational?
 - Is there a scenario we should have scored but did not?
- Attend 4th round of public meetings



Remember!

- No decisions have been made
- Our communities provided us with ideas to score and scoring has been provided
- This is information, not a recommendation
- Trustees continue to gather information and Senior Leadership is committed to information exchange so engage your district leaders and Board!



Questions?



Thank you!

